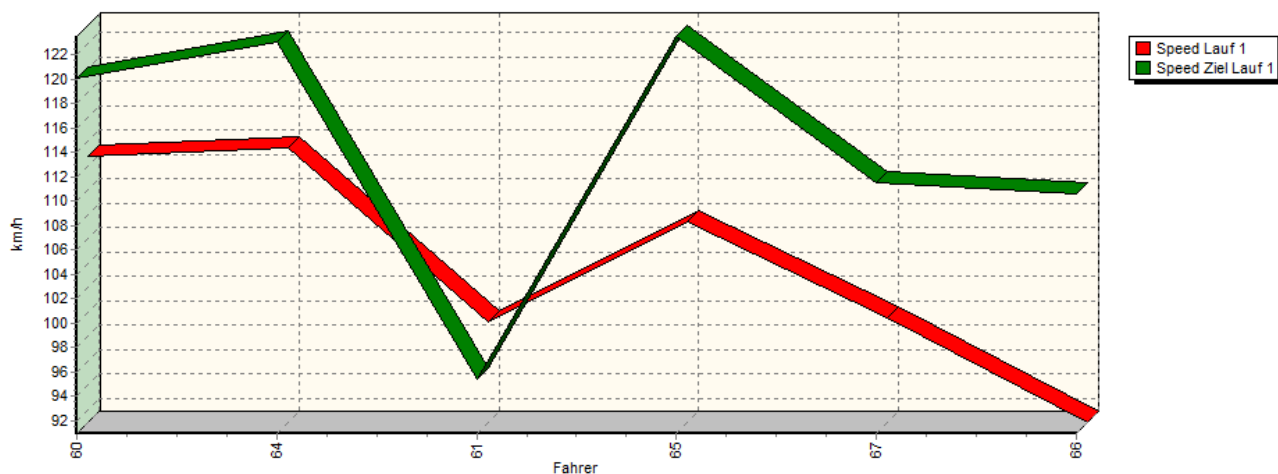
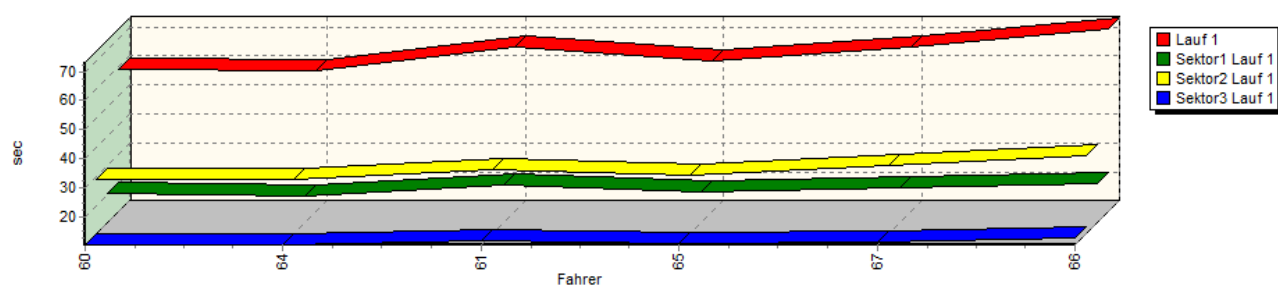


Sektorzeiten & Speeds - Groupe E2-SC+CN+C3 Classe 31: +1600-2000 ccm

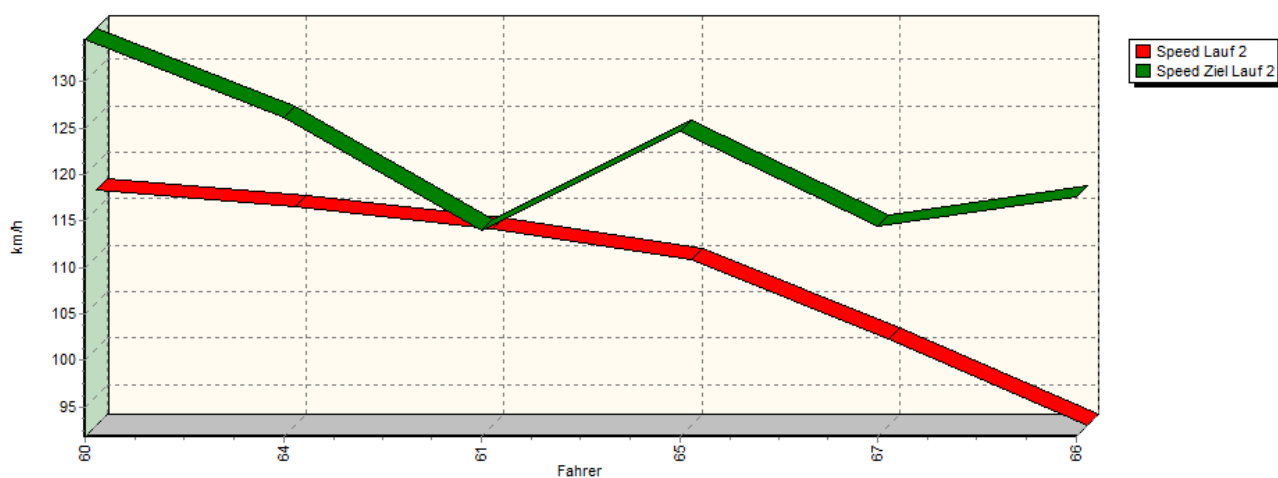
Speed-Diagramm Lauf 1



Sektor-Diagramm (Rest) Lauf 1

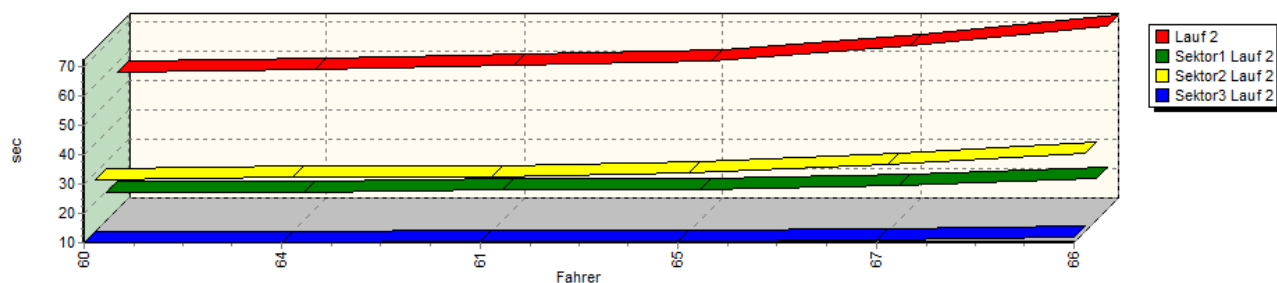


Speed-Diagramm Lauf 2

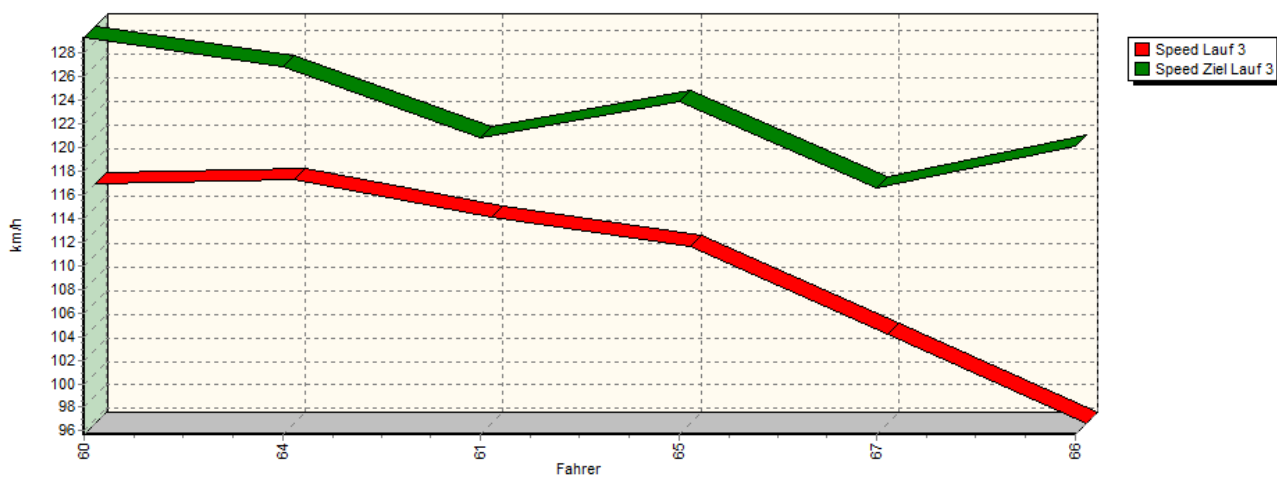


Sektorzeiten & Speeds - Groupe E2-SC+CN+C3 Classe 31: +1600-2000 ccm

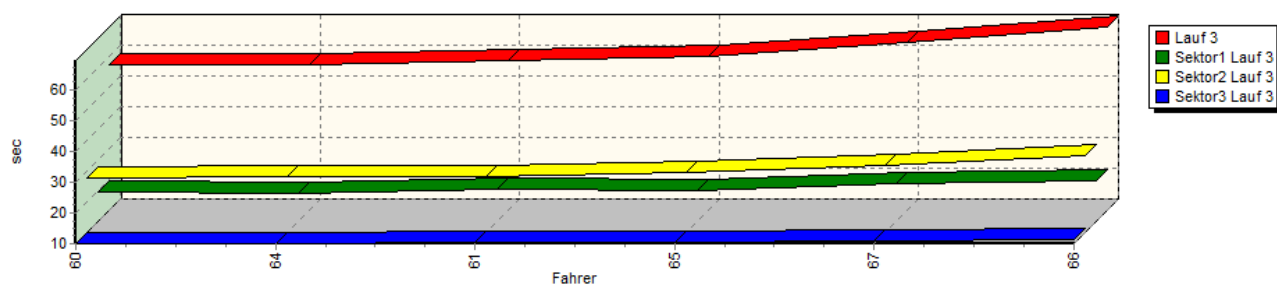
Sektor-Diagramm (Rest) Lauf 2



Speed-Diagramm Lauf 3



Sektor-Diagramm (Rest) Lauf 3



Rg.	Nr.	Sektor 1	Sektor 2	Sektor 3	Speed Ziel	Laufzeit	Speed (Lauf)	
1	60	PEREZ Pascual		Norma-Honda M20B				
		Lauf 1:	00:20.202	00:28.709	00:10.159	120,06 km/h	00:59.070	112,75 km/h
		Lauf 2:	00:19.318	00:27.663	00:09.868	134,54 km/h	00:56.849	117,15 km/h
		Lauf 3:	00:19.524	00:27.901	00:09.965	129,35 km/h	00:57.390	116,05 km/h



European Hill Race

Bergrennen Eschdorf

1. - 3. Mai 2015

Luxemburger Bergmeisterschaft 2015

Deutsche Bergmeisterschaft 2015

KW Berg-Cup 2015

NSU Bergpokal 2015



Sektorzeiten & Speeds - Groupe E2-SC+CN+C3 Classe 31: +1600-2000 ccm

Rg.	Nr.	Sektor 1	Sektor 2	Sektor 3	Speed Ziel	Laufzeit	Speed (Lauf)
2	64	LETMADE Bernd	Norma-Honda M20				
		Lauf 1: 00:19.505	00:28.879	00:10.336	123,07 km/h	00:58.720	113,42 km/h
		Lauf 2: 00:19.216	00:28.447	00:10.077	126,14 km/h	00:57.740	115,34 km/h
		Lauf 3: 00:19.186	00:28.078	00:09.954	126,89 km/h	00:57.218	116,40 km/h
3	61	CONRAD Thomas	CRS-Renault MTK S5/7				
		Lauf 1: 00:23.319	00:32.340	00:11.478	95,44 km/h	01:07.137	99,20 km/h
		Lauf 2: 00:20.154	00:28.458	00:10.380	113,97 km/h	00:58.992	112,90 km/h
		Lauf 3: 00:20.261	00:28.200	00:10.362	120,81 km/h	00:58.823	113,22 km/h
4	65	WOLPERT Uwe	UWR-Honda WFK07				
		Lauf 1: 00:20.682	00:30.605	00:10.693	123,50 km/h	01:01.980	107,45 km/h
		Lauf 2: 00:20.530	00:29.718	00:10.493	124,62 km/h	01:00.741	109,65 km/h
		Lauf 3: 00:20.114	00:29.586	00:10.445	123,92 km/h	01:00.145	110,73 km/h
5	67	WEYTEN Willy	Mantis-Opel Sport 2000				
		Lauf 1: 00:22.091	00:33.670	00:11.186	111,54 km/h	01:06.947	99,48 km/h
		Lauf 2: 00:21.909	00:33.042	00:10.941	114,47 km/h	01:05.892	101,07 km/h
		Lauf 3: 00:22.104	00:31.639	00:10.793	116,54 km/h	01:04.536	103,20 km/h
6	66	SIEBERT Gerhard	Osella-BMW PA18				
		Lauf 1: 00:23.662	00:37.202	00:12.366	110,56 km/h	01:13.230	90,95 km/h
		Lauf 2: 00:24.137	00:36.761	00:11.628	117,60 km/h	01:12.526	91,83 km/h
		Lauf 3: 00:22.976	00:35.187	00:11.437	120,15 km/h	01:09.600	95,69 km/h