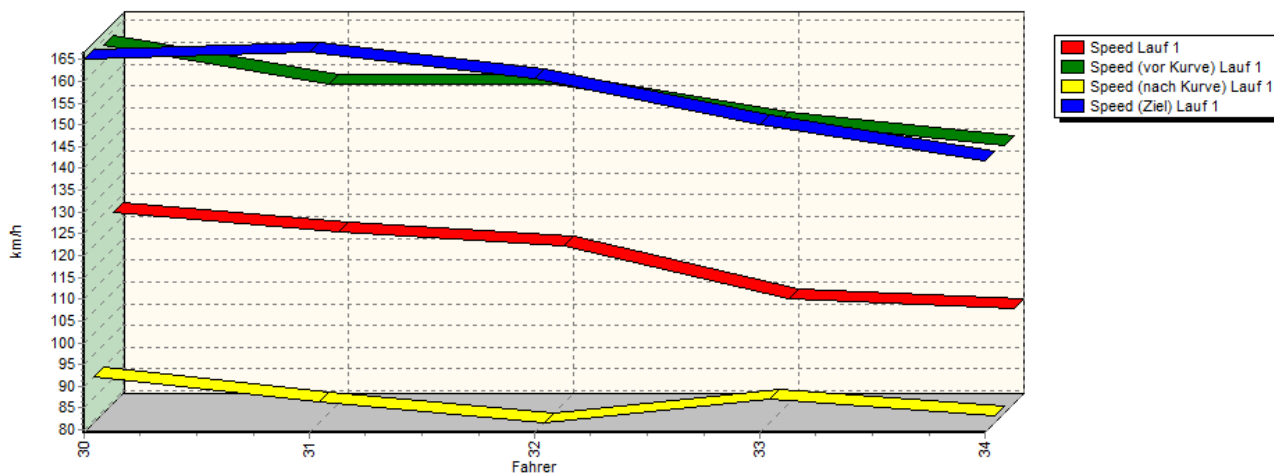
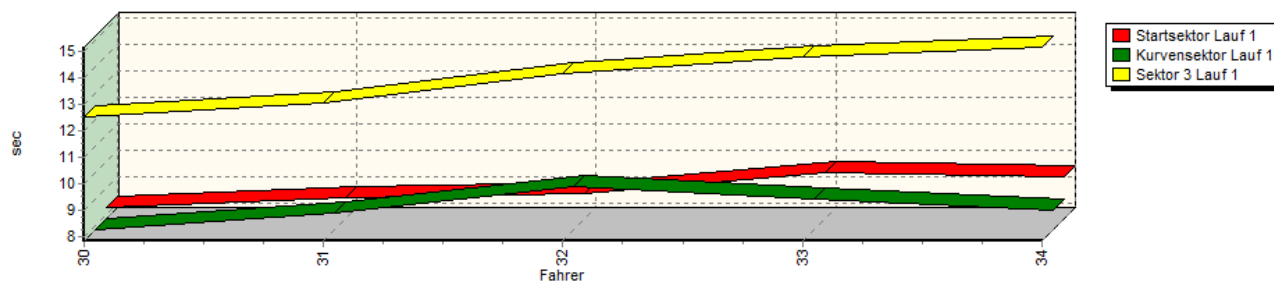


Sektorzeiten & Speeds - Gruppe E2-SC/C3/CN/CSC

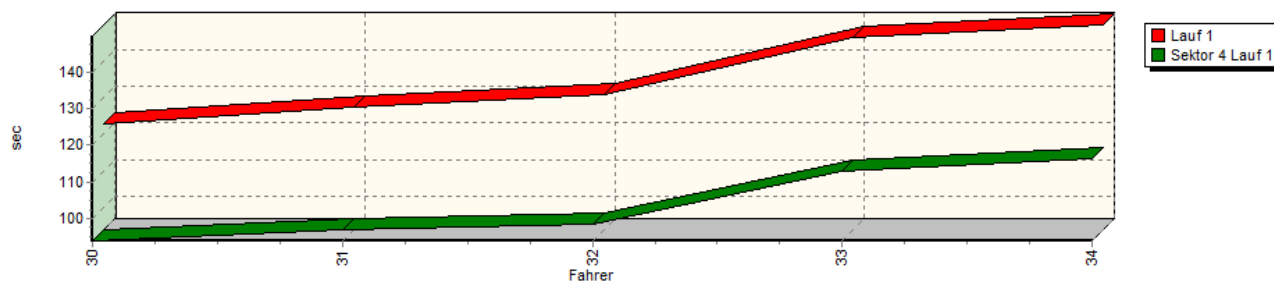
Speed-Diagramm Lauf 1



Sektor-Diagramm (Start) Lauf 1

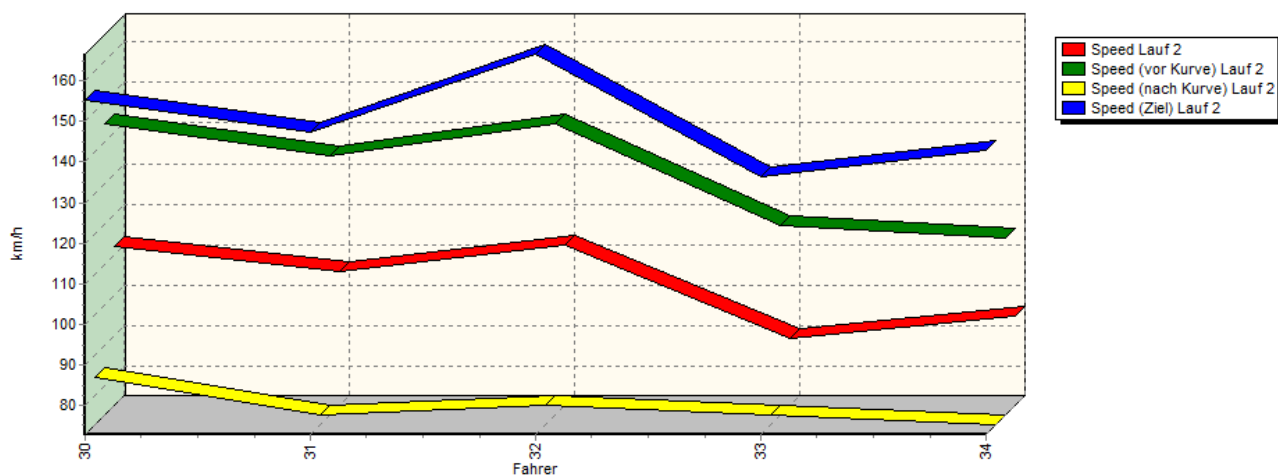


Sektor-Diagramm (Rest) Lauf 1

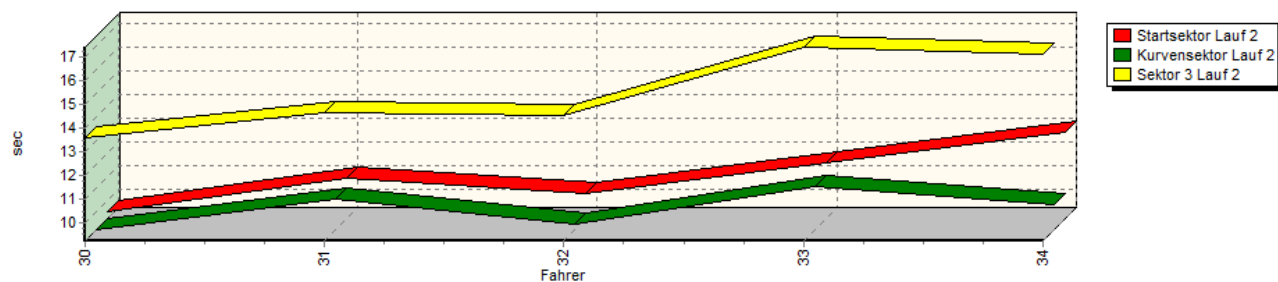


Sektorzeiten & Speeds - Gruppe E2-SC/C3/CN/CSC

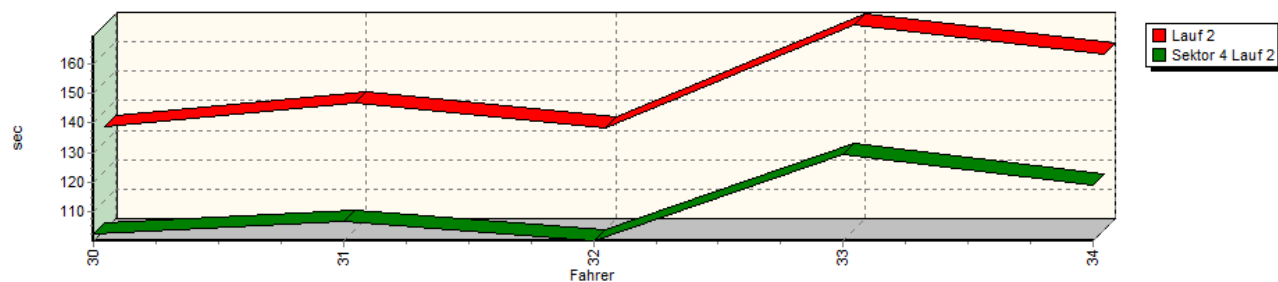
Speed-Diagramm Lauf 2



Sektor-Diagramm (Start) Lauf 2

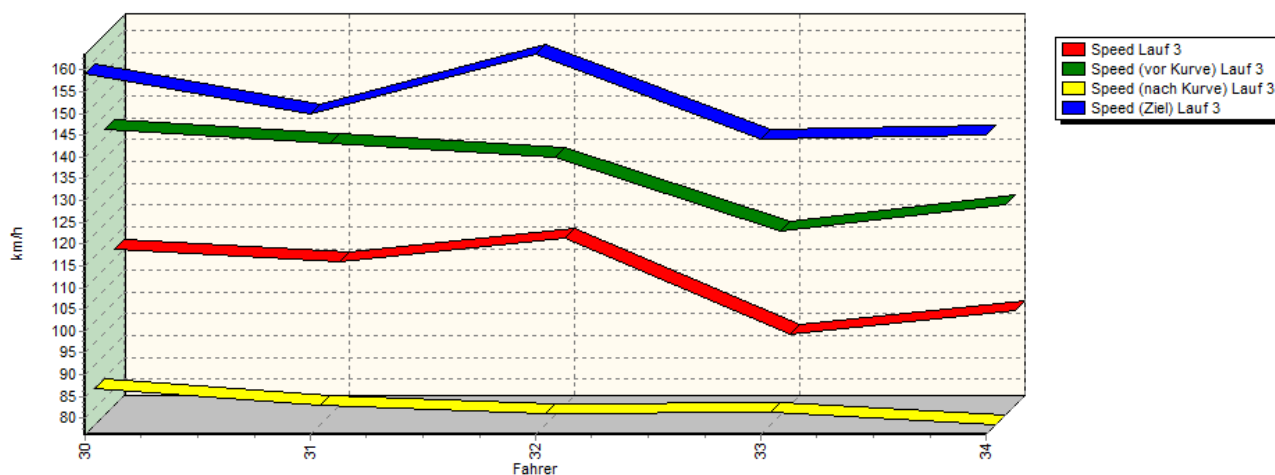


Sektor-Diagramm (Rest) Lauf 2

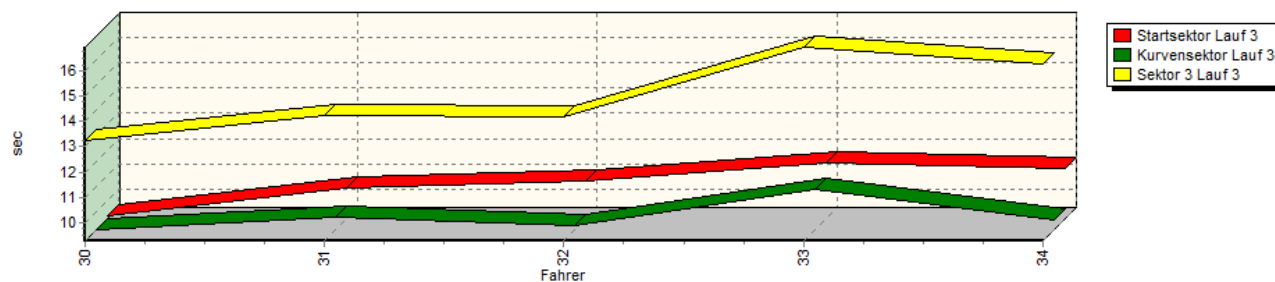


Sektorzeiten & Speeds - Gruppe E2-SC/C3/CN/CSC

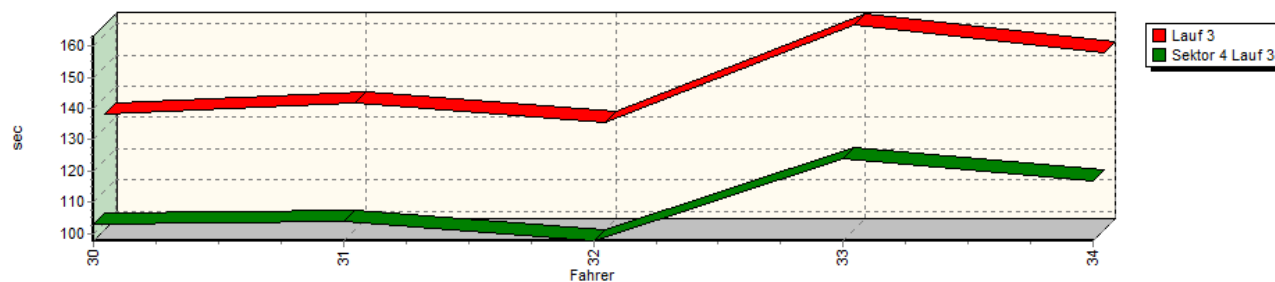
Speed-Diagramm Lauf 3



Sektor-Diagramm (Start) Lauf 3



Sektor-Diagramm (Rest) Lauf 3

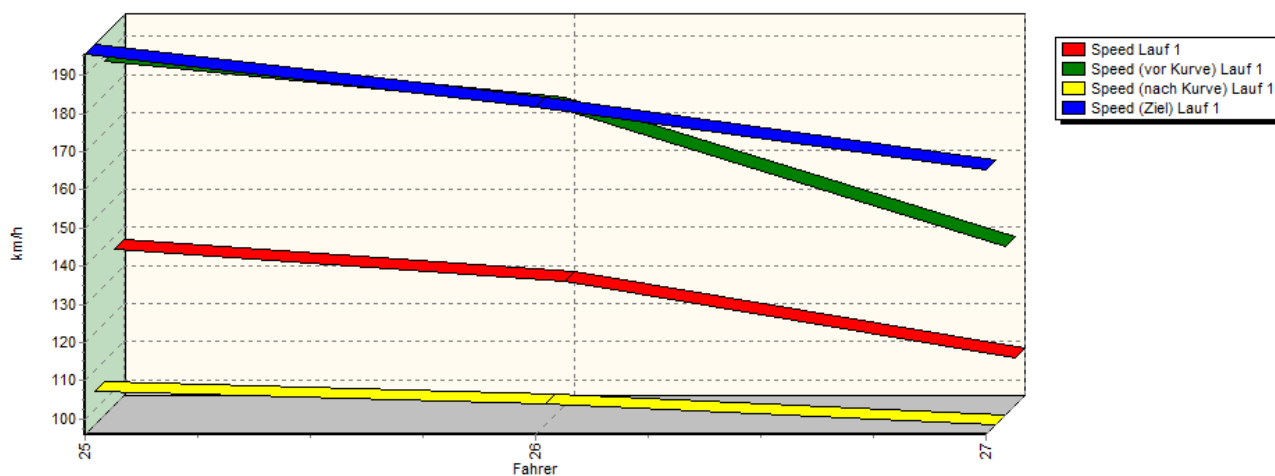


Rg.	Nr.	Startsek.	Speed vor Kurve	90°-Kurve	Speed n. K.	Sektor 3	Sektor 4	Speed Ziel	Laufzeit	Speed (Lauf)	
1	30	LETMADE Bernd		Norma M20							
		Lauf 1:	08.274	163,91 km/h	07.835	89,99 km/h	12.511	01:34.080	165,14 km/h	02:02.700	123,23 km/h
		Lauf 2:	09.533	144,77 km/h	09.214	84,44 km/h	13.607	01:42.600	155,17 km/h	02:14.954	112,04 km/h
		Lauf 3:	09.371	141,90 km/h	09.257	84,62 km/h	13.237	01:42.844	159,29 km/h	02:14.709	112,24 km/h

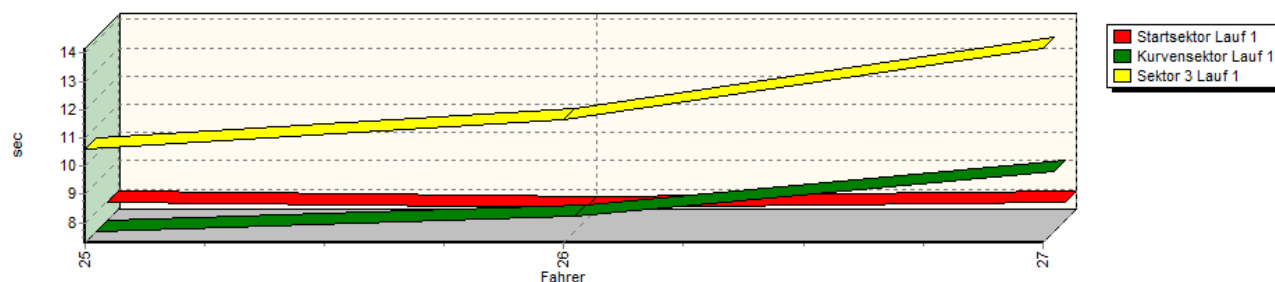
Sektorzeiten & Speeds - Gruppe E2-SC/C3/CN/CSC

Rg.	Nr.	Startsek.	Speed vor Kurve	90°-Kurve	Speed n. K.	Sektor 3	Sektor 4	Speed Ziel	Laufzeit	Speed (Lauf)
2	31	WOLPERT Uwe UWR WFK 07								
	Lauf 1:	08.624	154,69 km/h	08.476	84,18 km/h	13.045	01:37.098	166,67 km/h	02:07.243	118,83 km/h
	Lauf 2:	10.920	136,67 km/h	10.505	74,99 km/h	14.651	01:46.923	147,54 km/h	02:22.999	105,74 km/h
	Lauf 3:	10.456	138,71 km/h	09.748	80,83 km/h	14.233	01:43.848	150,00 km/h	02:18.285	109,34 km/h
3	32	AMANN Peter PRC Sportwagen								
	Lauf 1:	08.787	154,88 km/h	09.482	79,39 km/h	14.136	01:38.444	160,71 km/h	02:10.849	115,55 km/h
	Lauf 2:	10.260	144,66 km/h	09.449	77,38 km/h	14.508	01:40.285	166,67 km/h	02:14.502	112,41 km/h
	Lauf 3:	10.739	135,34 km/h	09.448	78,97 km/h	14.189	01:37.545	163,64 km/h	02:11.921	114,61 km/h
4	33	SIEBERT Gerhard Osella PA 18								
	Lauf 1:	09.586	146,11 km/h	08.979	84,88 km/h	14.793	01:52.825	150,00 km/h	02:26.183	103,43 km/h
	Lauf 2:	11.552	119,59 km/h	11.046	75,08 km/h	17.434	02:09.157	136,36 km/h	02:49.189	89,37 km/h
	Lauf 3:	11.453	118,65 km/h	10.857	79,20 km/h	16.963	02:03.994	144,00 km/h	02:43.267	92,61 km/h
5	34	COLLISI Stephan Behnke Condor BMW								
	Lauf 1:	09.423	140,64 km/h	08.566	80,86 km/h	15.135	01:56.538	141,73 km/h	02:29.662	101,03 km/h
	Lauf 2:	12.859	116,36 km/h	10.288	72,69 km/h	17.122	01:59.219	142,86 km/h	02:39.488	94,80 km/h
	Lauf 3:	11.248	124,65 km/h	09.653	76,28 km/h	16.302	01:56.907	145,16 km/h	02:34.110	98,11 km/h

Speed-Diagramm Lauf 1

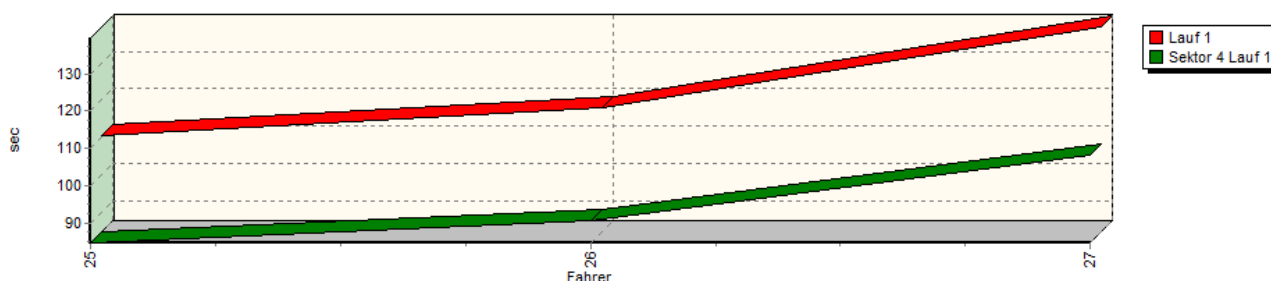


Sektor-Diagramm (Start) Lauf 1

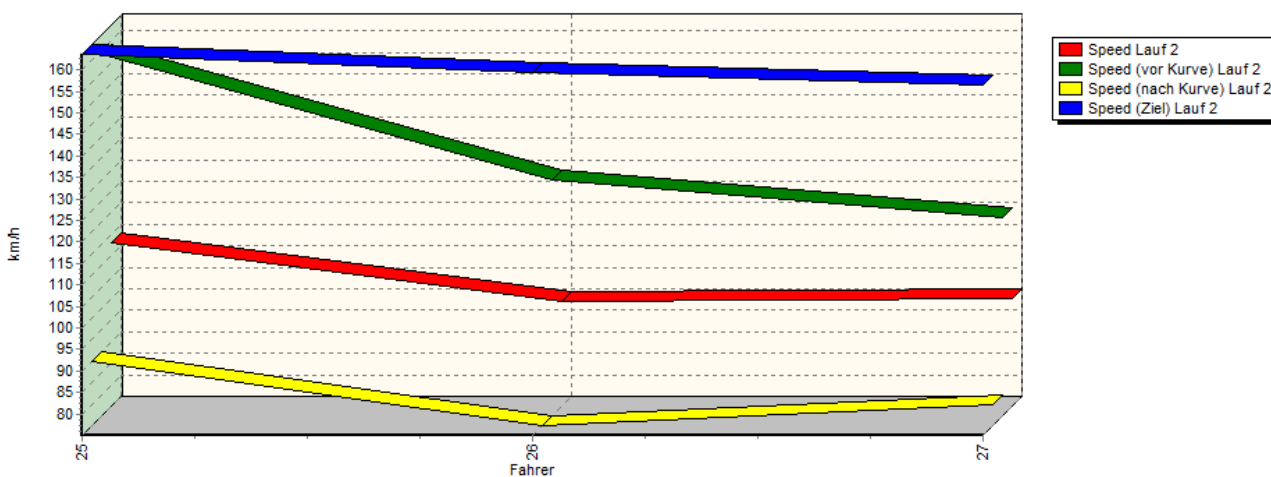


Sektorzeiten & Speeds - Gruppe E2-SC/C3/CN/CSC

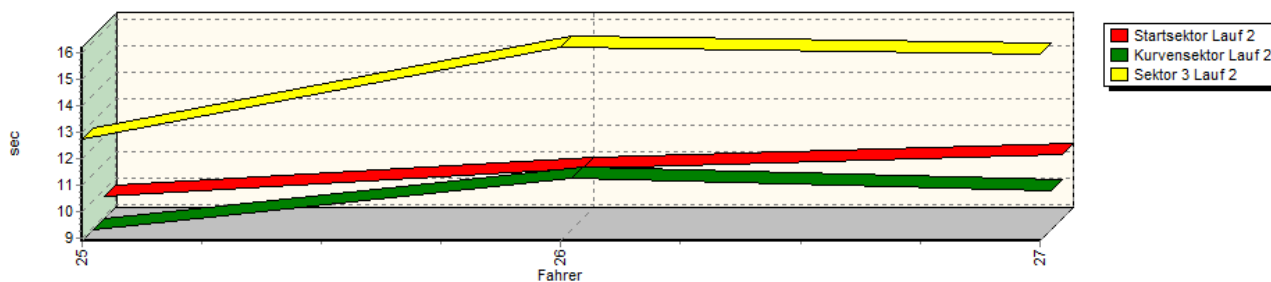
Sektor-Diagramm (Rest) Lauf 1



Speed-Diagramm Lauf 2

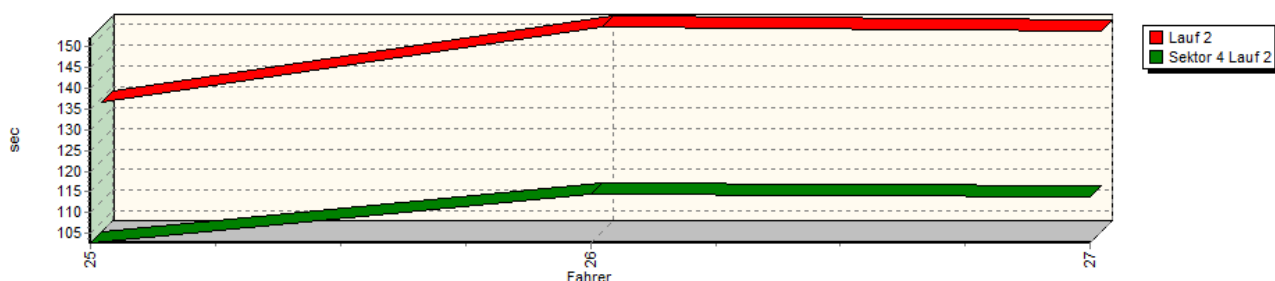


Sektor-Diagramm (Start) Lauf 2

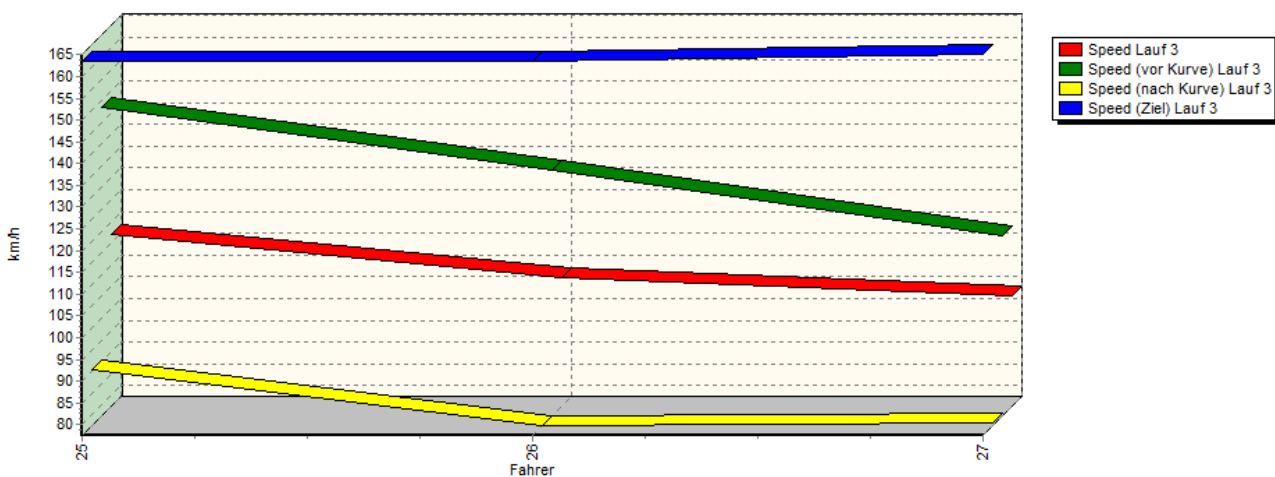


Sektorzeiten & Speeds - Gruppe E2-SC/C3/CN/CSC

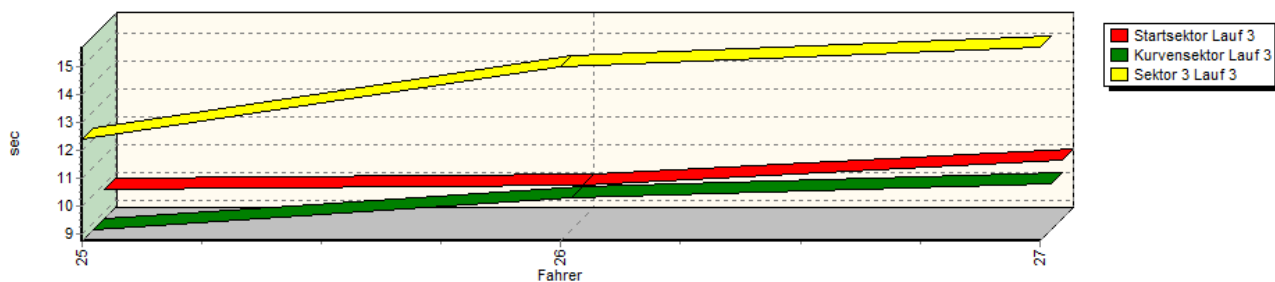
Sektor-Diagramm (Rest) Lauf 2

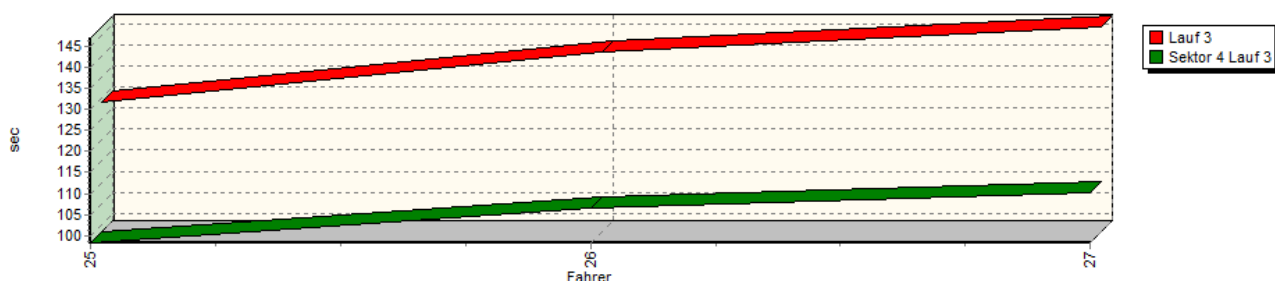


Speed-Diagramm Lauf 3



Sektor-Diagramm (Start) Lauf 3



Sektorzeiten & Speeds - Gruppe E2-SC/C3/CN/CSC
Sektor-Diagramm (Rest) Lauf 3


Rg.	Nr.		Startsek.	Speed vor Kurve	90°-Kurve	Speed n. K.	Sektor 3	Sektor 4	Speed Ziel	Laufzeit	Speed (Lauf)
1	25	LANG Uwe	Osella PA 20/S EVO								
		Lauf 1:	07.957	188,56 km/h	07.291	104,60 km/h	10.597	01:24.614	195,65 km/h	01:50.459	136,88 km/h
		Lauf 2:	09.732	159,00 km/h	08.874	89,85 km/h	12.695	01:42.696	163,64 km/h	02:13.997	112,84 km/h
		Lauf 3:	09.812	148,51 km/h	08.745	90,26 km/h	12.389	01:38.186	163,64 km/h	02:09.132	117,09 km/h
2	26	GEBHARD Dino	Osella PA 20/S								
		Lauf 1:	07.731	176,71 km/h	07.830	101,39 km/h	11.667	01:30.624	181,82 km/h	01:57.852	128,30 km/h
		Lauf 2:	10.793	129,81 km/h	10.813	75,01 km/h	16.199	01:54.319	159,29 km/h	02:32.124	99,39 km/h
		Lauf 3:	09.923	133,98 km/h	09.897	77,51 km/h	14.969	01:46.450	163,64 km/h	02:21.239	107,05 km/h
3	27	EIERMANN Philipp Karl	Osella PA 20/S								
		Lauf 1:	07.954	140,15 km/h	09.405	95,82 km/h	14.172	01:48.100	165,14 km/h	02:19.631	108,29 km/h
		Lauf 2:	11.291	121,27 km/h	10.355	79,89 km/h	15.934	01:53.634	156,52 km/h	02:31.214	99,99 km/h
		Lauf 3:	10.837	118,99 km/h	10.394	78,14 km/h	15.673	01:50.208	165,14 km/h	02:27.112	102,78 km/h