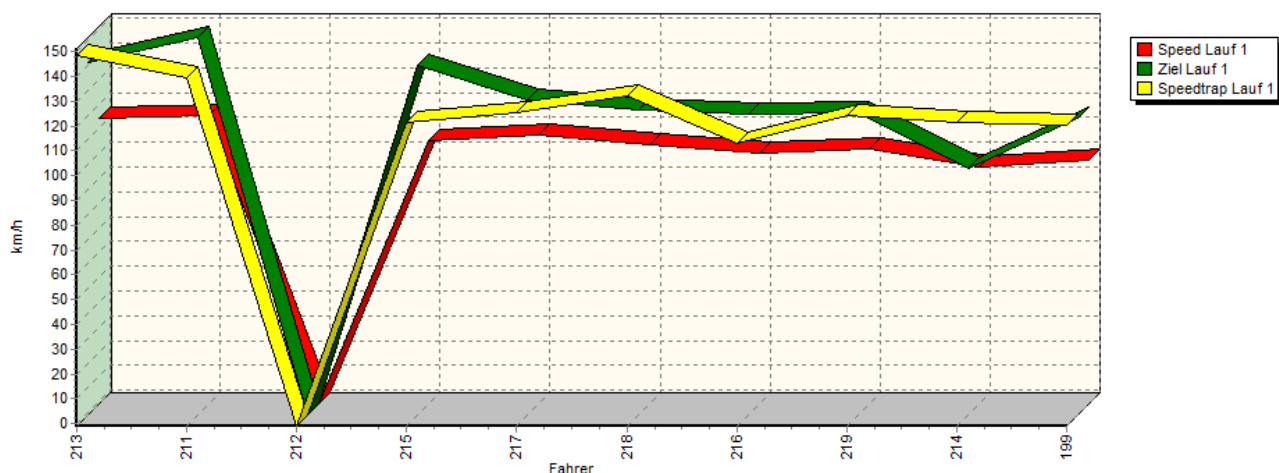
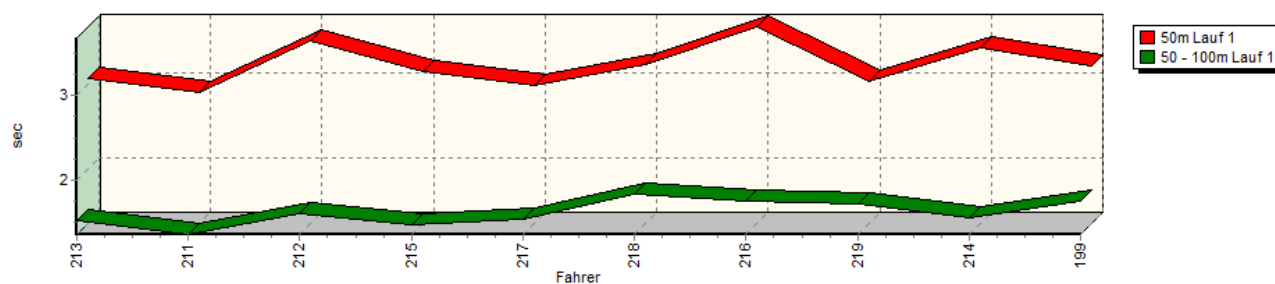


Sektorzeiten & Speeds - Training - Gruppe E1-FIA/E1-BERG/E1-ACL/H/FS über 3000 ccm - K

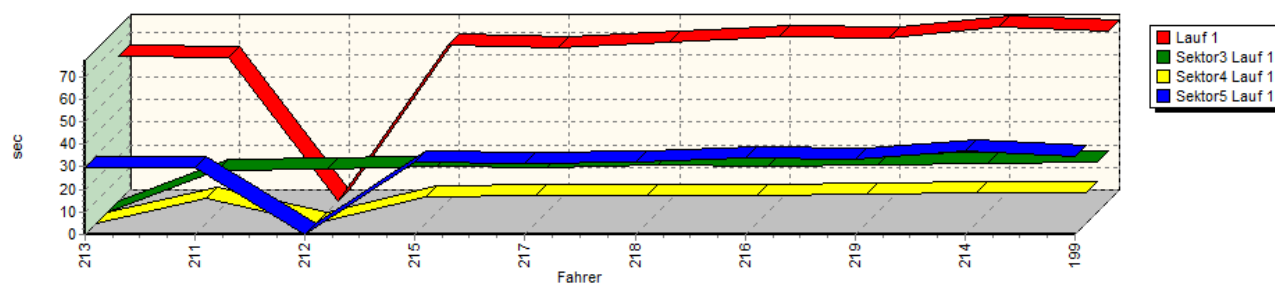
Speed-Diagramm Lauf 1



Sektor-Diagramm (Start) Lauf 1

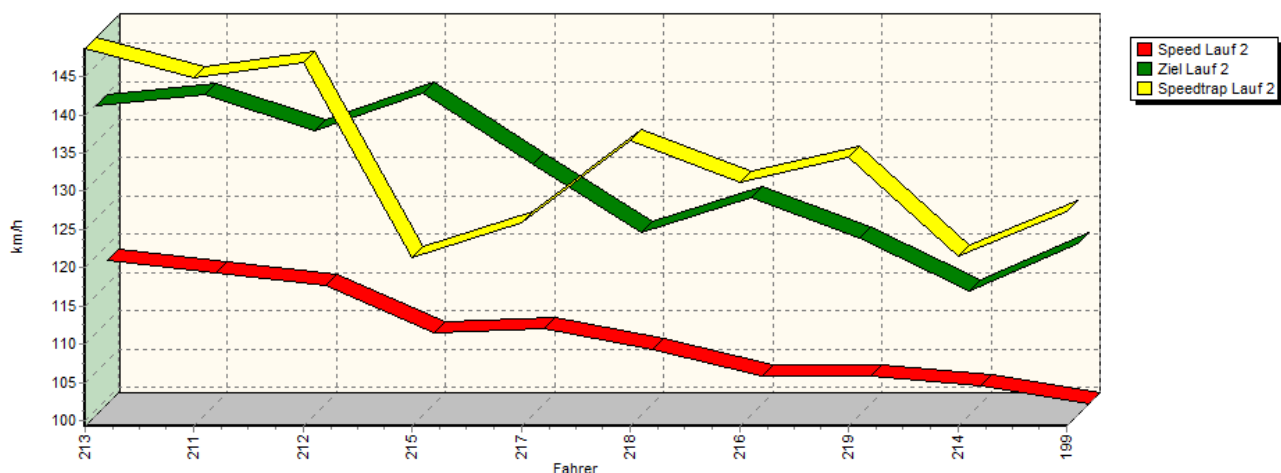


Sektor-Diagramm (Rest) Lauf 1

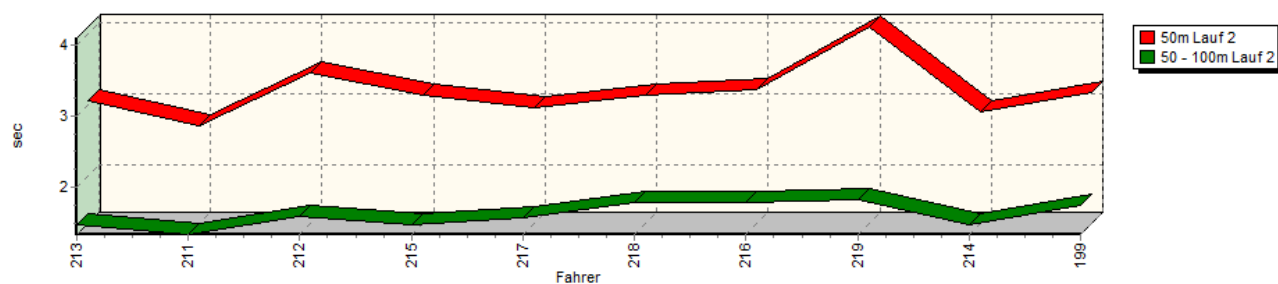


Sektorzeiten & Speeds - Training - Gruppe E1-FIA/E1-BERG/E1-ACL/H/FS über 3000 ccm - K

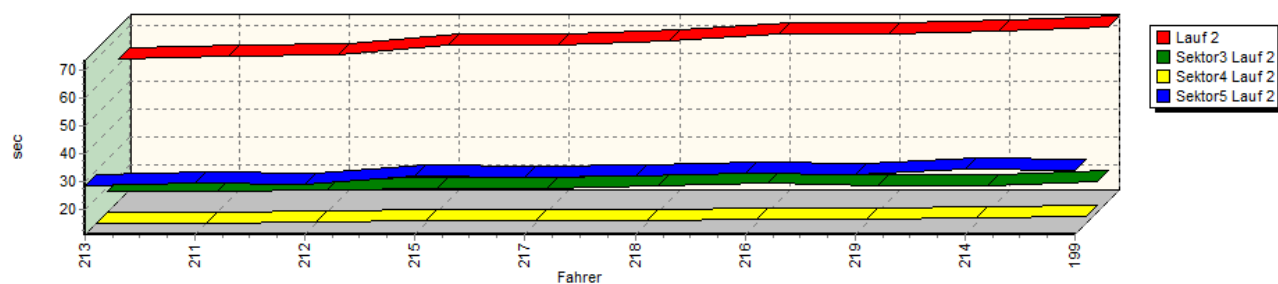
Speed-Diagramm Lauf 2



Sektor-Diagramm (Start) Lauf 2

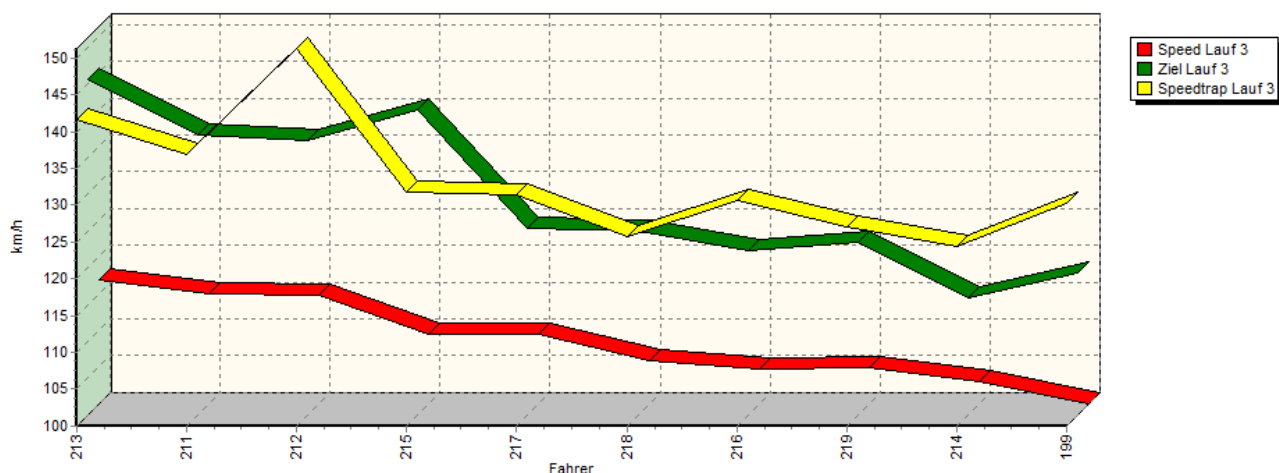


Sektor-Diagramm (Rest) Lauf 2

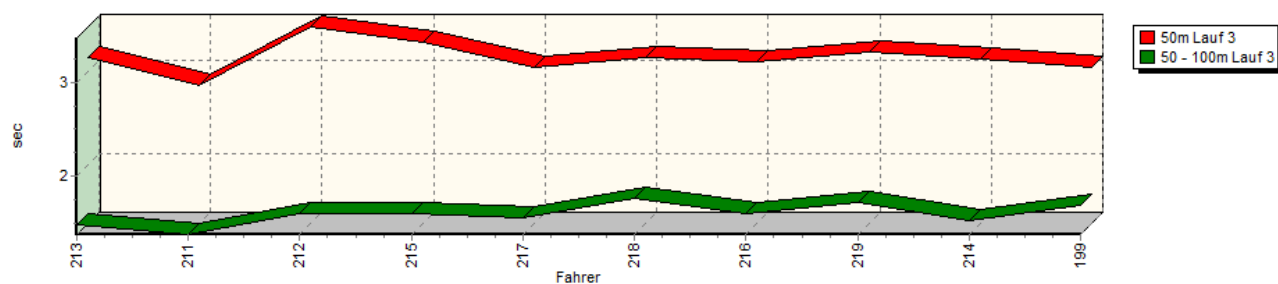


Sektorzeiten & Speeds - Training - Gruppe E1-FIA/E1-BERG/E1-ACL/H/FS über 3000 ccm - K

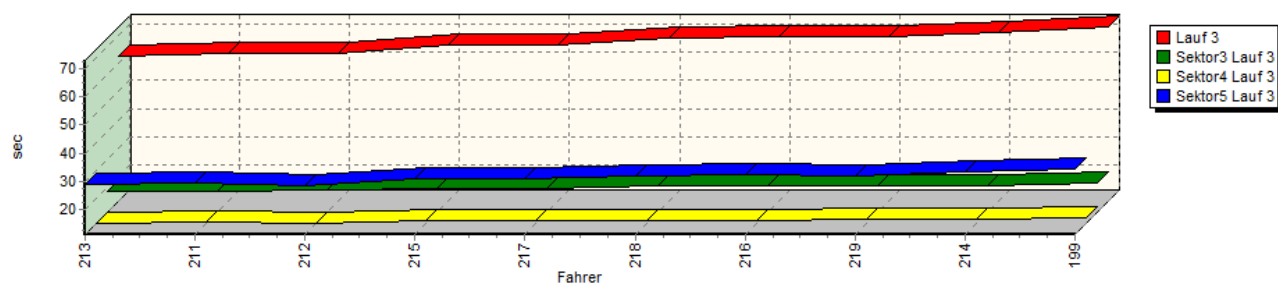
Speed-Diagramm Lauf 3



Sektor-Diagramm (Start) Lauf 3

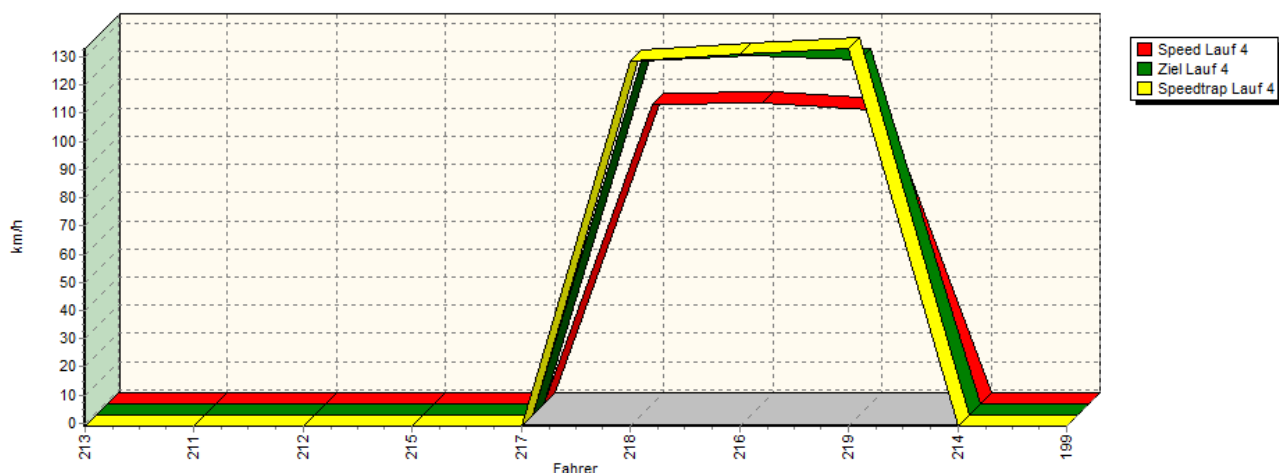


Sektor-Diagramm (Rest) Lauf 3

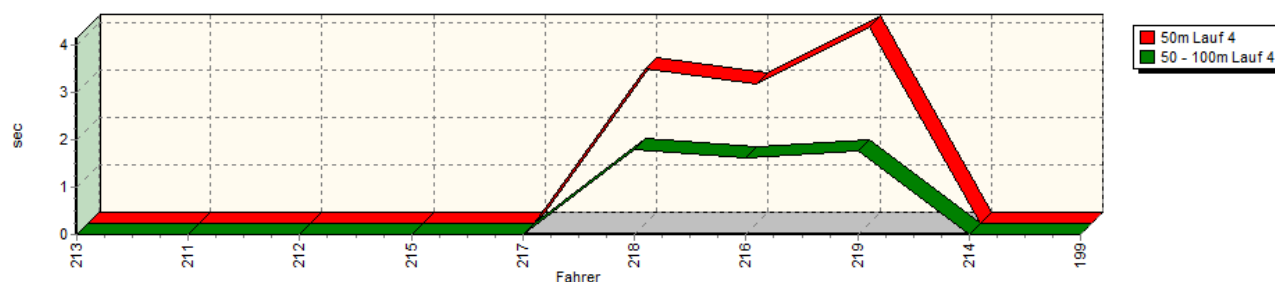


Sektorzeiten & Speeds - Training - Gruppe E1-FIA/E1-BERG/E1-ACL/H/FS über 3000 ccm - K

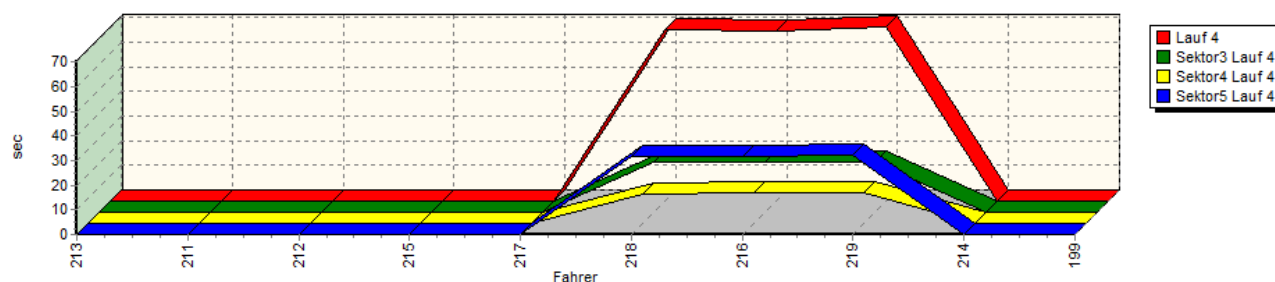
Speed-Diagramm Lauf 4



Sektor-Diagramm (Start) Lauf 4



Sektor-Diagramm (Rest) Lauf 4



Rg.	Nr.	Sektor 1	Sektor 2	Sektor 3	Sektor 4	Speed Trap	Sektor 5	Speed (Ziel)	Laufzeit	Speed (Lauf)
1	213	BRATSCHI Ronnie Mitsubishi Lancer EVO 8								
		Lauf 1:	00:03.062	00:01.531	*	148,32 km/h	00:29.537	140,88 km/h	01:04.090	114,03 km/h
		Lauf 2:	00:03.062	00:01.474	00:18.140	148,66 km/h	00:28.475	139,81 km/h	01:01.850	118,16 km/h
		Lauf 3:	00:03.150	00:01.478	00:18.200	141,55 km/h	00:28.786	145,65 km/h	01:02.595	116,75 km/h
		Lauf 4:	*	*	*	* km/h	*	* km/h	*	* km/h

Sektorzeiten & Speeds - Training - Gruppe E1-FIA/E1-BERG/E1-ACL/H/FS über 3000 ccm - K

Rg.	Nr.	Sektor 1	Sektor 2	Sektor 3	Sektor 4	Speed Trap	Sektor 5	Speed (Ziel)	Laufzeit	Speed (Lauf)
2	211	ZLATKOV Nikolay		Audi Quattro S1						
		Lauf 1:	00:02.909	00:01.367	00:18.356	00:10.854	139,25 km/h	00:29.879	151,20 km/h	01:03.365 115,33 km/h
		Lauf 2:	00:02.716	00:01.333	00:18.364	00:10.944	144,82 km/h	00:29.433	141,18 km/h	01:02.790 116,39 km/h
		Lauf 3:	00:02.855	00:01.374	00:18.599	00:11.246	136,93 km/h	00:29.529	138,00 km/h	01:03.603 114,90 km/h
		Lauf 4:	*	*	*	*	* km/h	*	* km/h	* km/h
3	212	WERVER Nicolas		Porsche 997 Cup						
		Lauf 1:	00:03.520	00:01.606	00:18.905	*	* km/h	*	* km/h	A * km/h
		Lauf 2:	00:03.461	00:01.588	00:18.997	00:11.044	146,78 km/h	00:28.570	136,52 km/h	01:03.660 114,80 km/h
		Lauf 3:	00:03.479	00:01.593	00:18.950	00:11.128	151,30 km/h	00:28.540	137,28 km/h	01:03.690 114,74 km/h
		Lauf 4:	*	*	*	*	* km/h	*	* km/h	* km/h
4	215	RUCH René		Ferrari 355 GT						
		Lauf 1:	00:03.149	00:01.476	00:20.581	00:12.030	121,52 km/h	00:32.176	140,09 km/h	01:09.412 105,28 km/h
		Lauf 2:	00:03.134	00:01.464	00:19.393	00:11.552	121,41 km/h	00:31.738	141,32 km/h	01:07.281 108,62 km/h
		Lauf 3:	00:03.320	00:01.602	00:19.346	00:11.841	131,80 km/h	00:30.685	141,54 km/h	01:06.794 109,41 km/h
		Lauf 4:	*	*	*	*	* km/h	*	* km/h	* km/h
5	217	SCHILLING Nico		Subaru Impreza WRX STI						
		Lauf 1:	00:02.995	00:01.543	00:19.635	00:12.082	125,62 km/h	00:31.695	125,96 km/h	01:07.950 107,55 km/h
		Lauf 2:	00:02.967	00:01.565	00:19.128	00:11.920	125,97 km/h	00:31.385	132,16 km/h	01:06.965 109,13 km/h
		Lauf 3:	00:03.041	00:01.546	00:19.512	00:11.802	131,41 km/h	00:30.908	125,27 km/h	01:06.809 109,39 km/h
		Lauf 4:	*	*	*	*	* km/h	*	* km/h	* km/h
6	218	VALENTINY Charel		Subaru Impreza						
		Lauf 1:	00:03.229	00:01.845	00:21.186	00:12.355	131,90 km/h	00:31.958	122,12 km/h	01:10.573 103,55 km/h
		Lauf 2:	00:03.148	00:01.775	00:20.263	00:11.925	136,60 km/h	00:31.617	123,10 km/h	01:08.728 106,33 km/h
		Lauf 3:	00:03.154	00:01.763	00:20.478	00:12.002	125,72 km/h	00:31.693	125,00 km/h	01:09.090 105,77 km/h
		Lauf 4:	00:03.271	00:01.798	00:20.620	00:11.993	128,58 km/h	00:31.828	124,53 km/h	01:09.510 105,13 km/h
7	216	AASERUD Tom-Einar		Audi S2						
		Lauf 1:	00:03.676	00:01.765	00:20.623	00:12.593	112,74 km/h	00:34.230	120,21 km/h	01:12.887 100,27 km/h
		Lauf 2:	00:03.210	00:01.792	00:21.145	00:12.092	131,15 km/h	00:32.692	127,79 km/h	01:10.931 103,03 km/h
		Lauf 3:	00:03.113	00:01.599	00:20.593	00:12.119	130,56 km/h	00:32.326	122,41 km/h	01:09.750 104,77 km/h
		Lauf 4:	00:02.944	00:01.616	00:20.223	00:12.341	130,77 km/h	00:31.876	126,50 km/h	01:09.000 105,91 km/h
8	219	SCHILLING Cedric		Mitsubishi Lancer EVO 7						
		Lauf 1:	00:03.039	00:01.726	00:21.101	00:12.952	124,03 km/h	00:33.174	120,77 km/h	01:11.992 101,51 km/h
		Lauf 2:	00:04.100	00:01.818	00:20.468	00:12.399	134,50 km/h	00:32.131	122,40 km/h	01:10.916 103,05 km/h
		Lauf 3:	00:03.206	00:01.718	00:20.642	00:12.273	127,01 km/h	00:31.824	123,38 km/h	01:09.663 104,91 km/h
		Lauf 4:	00:04.159	00:01.782	00:20.425	00:12.223	132,89 km/h	00:32.121	124,76 km/h	01:10.710 103,35 km/h
9	214	EDWARDS Keith		Audi Quattro Sport S1 E2						
		Lauf 1:	00:03.430	00:01.561	00:21.454	00:13.799	121,36 km/h	00:36.913	98,66 km/h	01:17.157 94,72 km/h
		Lauf 2:	00:02.901	00:01.472	00:20.453	00:12.670	121,58 km/h	00:34.376	115,53 km/h	01:11.872 101,68 km/h
		Lauf 3:	00:03.134	00:01.530	00:20.301	00:12.523	124,33 km/h	00:33.499	115,80 km/h	01:10.987 102,95 km/h
		Lauf 4:	*	*	*	*	* km/h	*	* km/h	* km/h
10	199	BELLINGRADT Benjamin		Porsche 996 Cup R						
		Lauf 1:	00:03.222	00:01.767	00:22.314	00:13.333	120,50 km/h	00:34.374	118,62 km/h	01:15.010 97,43 km/h
		Lauf 2:	00:03.176	00:01.736	00:21.639	00:13.117	127,43 km/h	00:33.914	121,66 km/h	01:13.582 99,32 km/h
		Lauf 3:	00:03.048	00:01.694	00:21.352	00:12.749	130,28 km/h	00:34.260	119,37 km/h	01:13.103 99,97 km/h
		Lauf 4:	*	*	*	*	* km/h	*	* km/h	* km/h