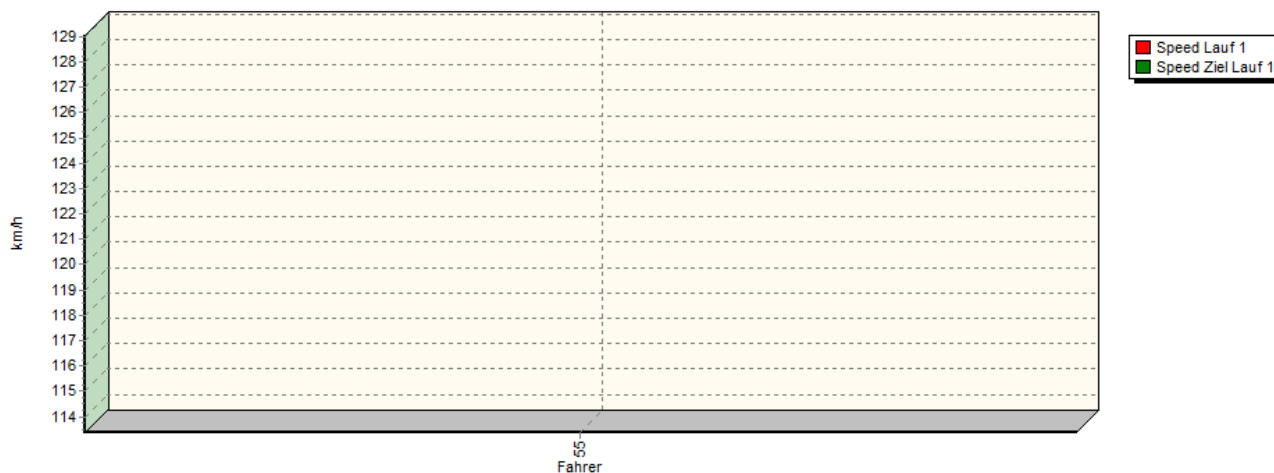


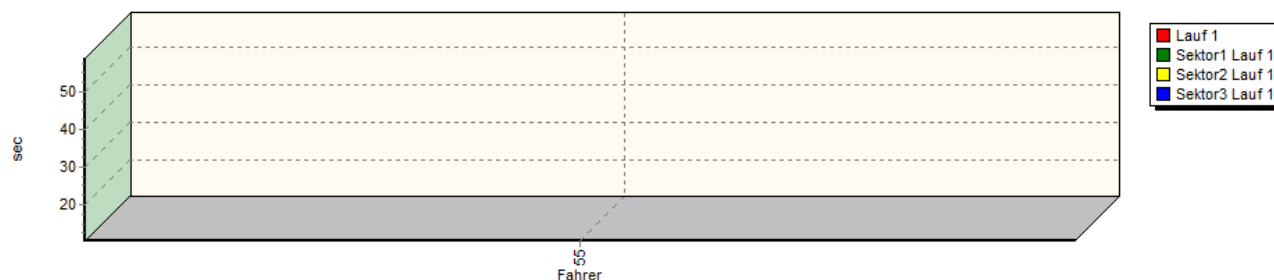
Sektorzeiten & Speeds - Groupe E2-SC+CN/C3/CSC (DMSB)

Groupe E2-SC+CN/C3/CSC (DMSB) Classe 30b: +1300-1600 ccm

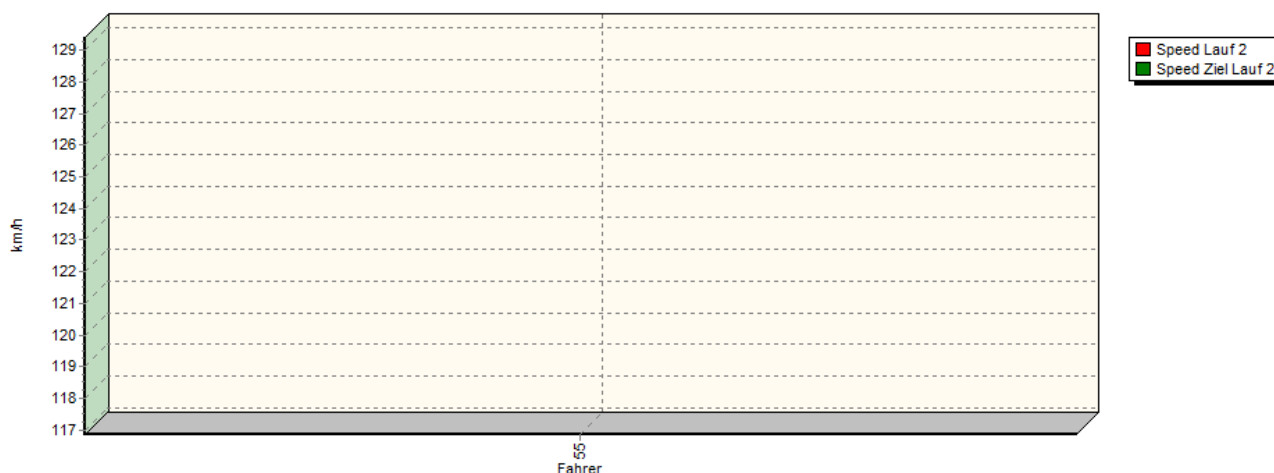
Speed-Diagramm Lauf 1



Sektor-Diagramm (Rest) Lauf 1

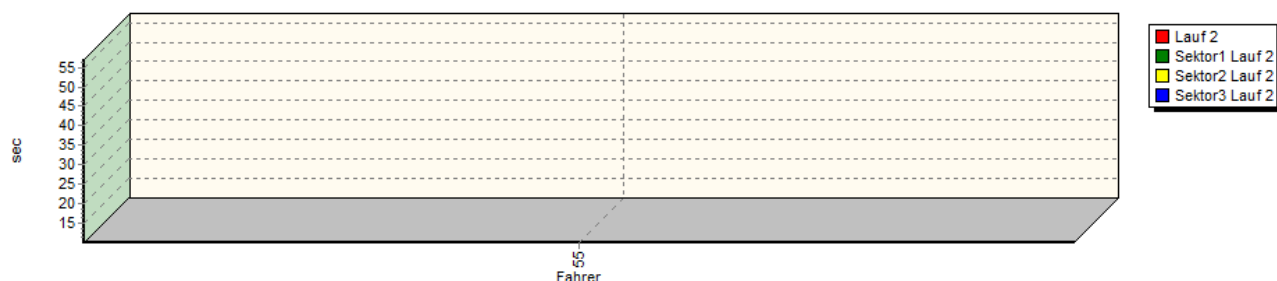


Speed-Diagramm Lauf 2

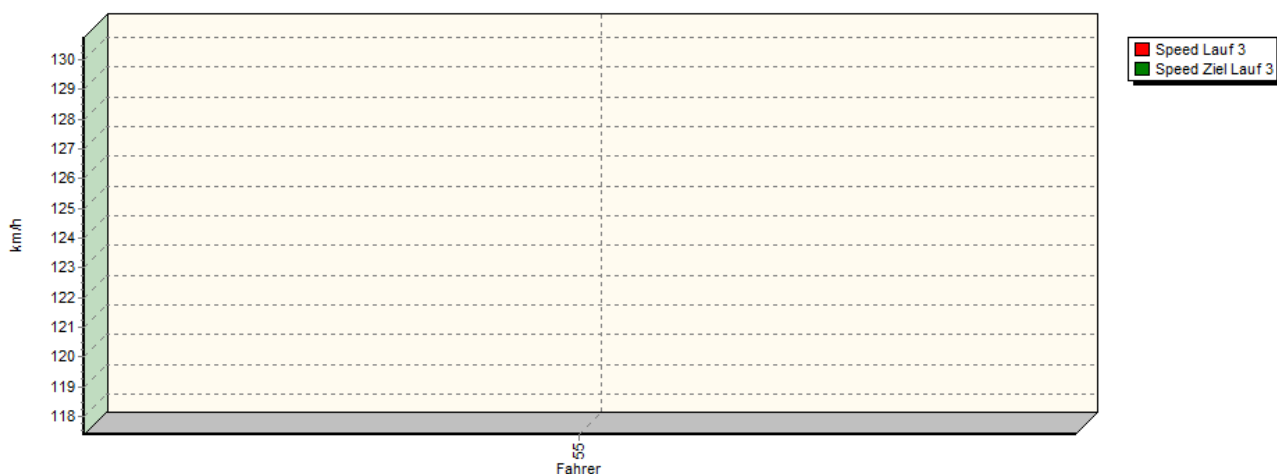


Sektorzeiten & Speeds - Groupe E2-SC+CN/C3/CSC (DMSB)

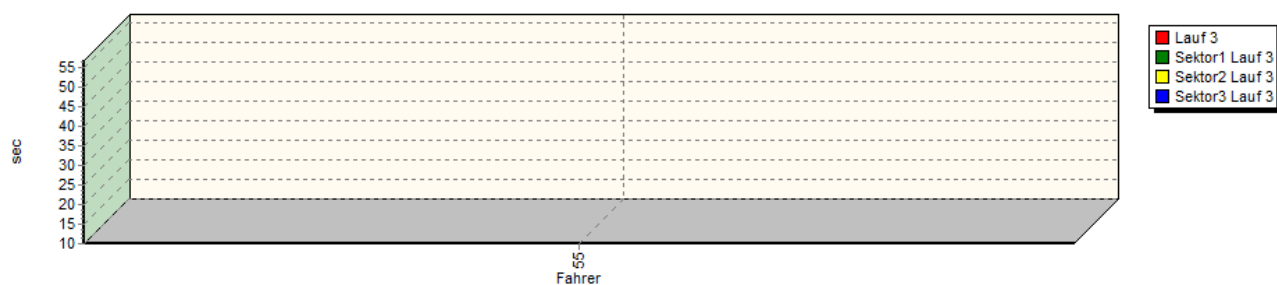
Sektor-Diagramm (Rest) Lauf 2



Speed-Diagramm Lauf 3



Sektor-Diagramm (Rest) Lauf 3

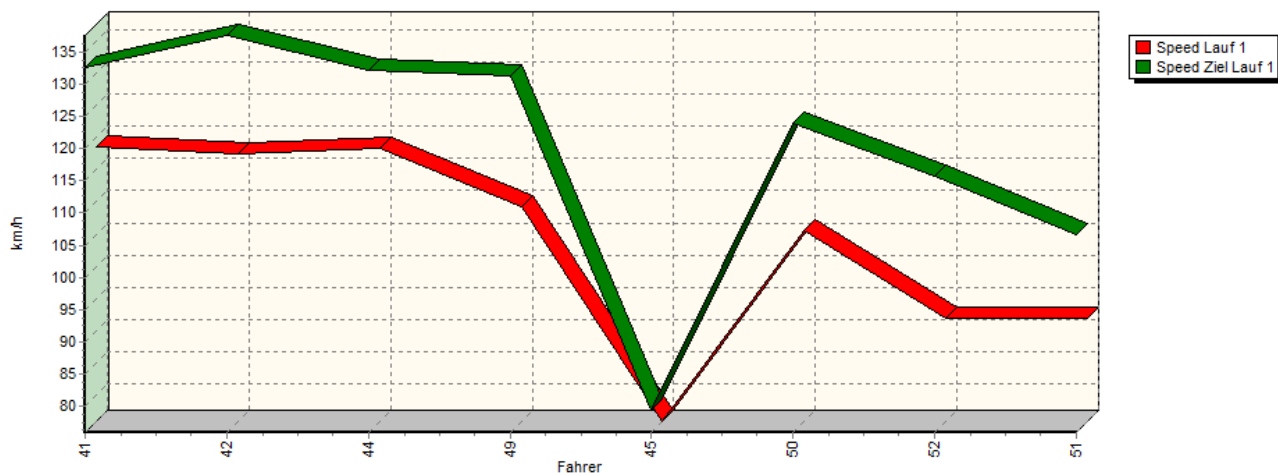


Rg.	Nr.	Sektor 1	Sektor 2	Sektor 3	Speed Ziel	Laufzeit	Speed (Lauf)	
1	55	D'ACRI Francesco		Elia-Suzuki Avrio ST09				
		Lauf 1:	00:19.787	00:28.531	00:10.428	129,05 km/h	00:58.746	113,37 km/h
		Lauf 2:	00:19.174	00:27.788	00:10.029	129,40 km/h	00:56.991	116,86 km/h
		Lauf 3:	00:19.203	00:27.662	00:09.868	130,75 km/h	00:56.733	117,39 km/h

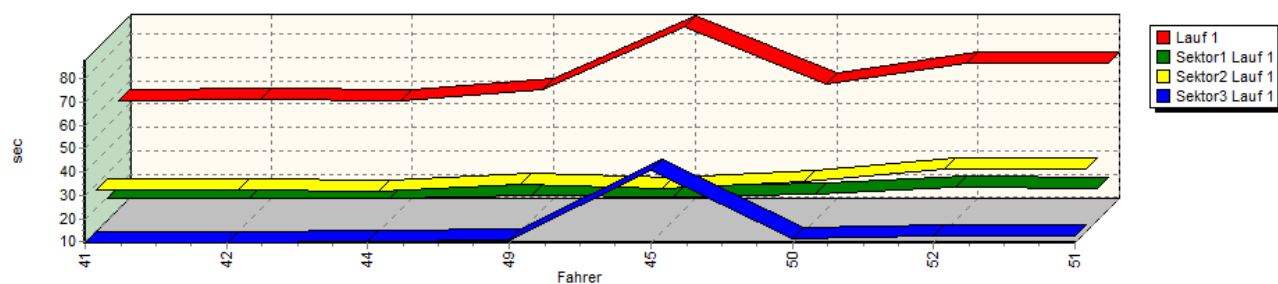
Sektorzeiten & Speeds - Groupe E2-SC+CN/C3/CSC (DMSB)

Groupe E2-SC+CN/C3/CSC (DMSB) Classe 31: +1600-2000 ccm

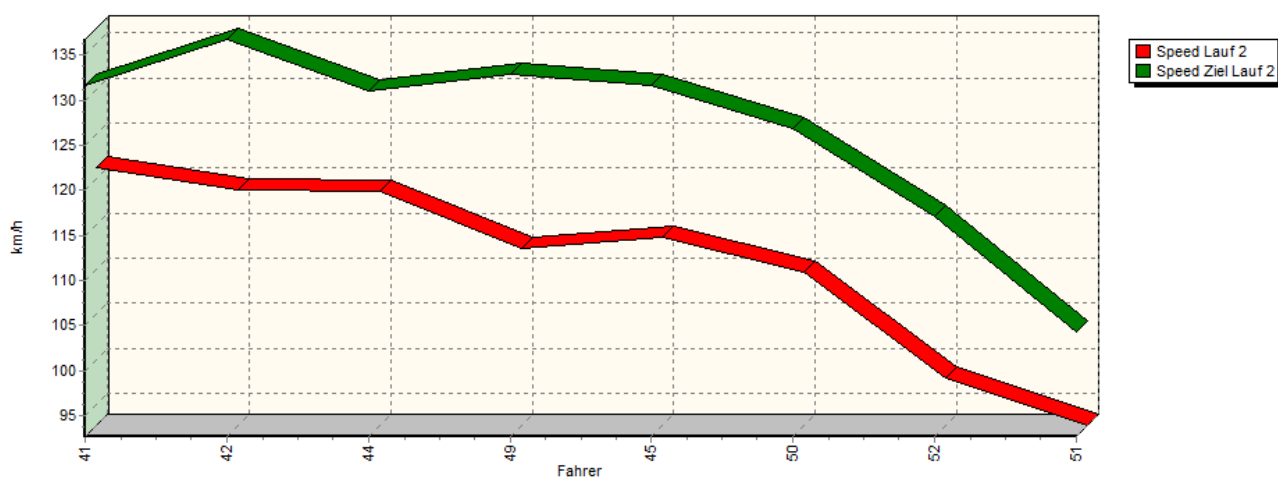
Speed-Diagramm Lauf 1



Sektor-Diagramm (Rest) Lauf 1

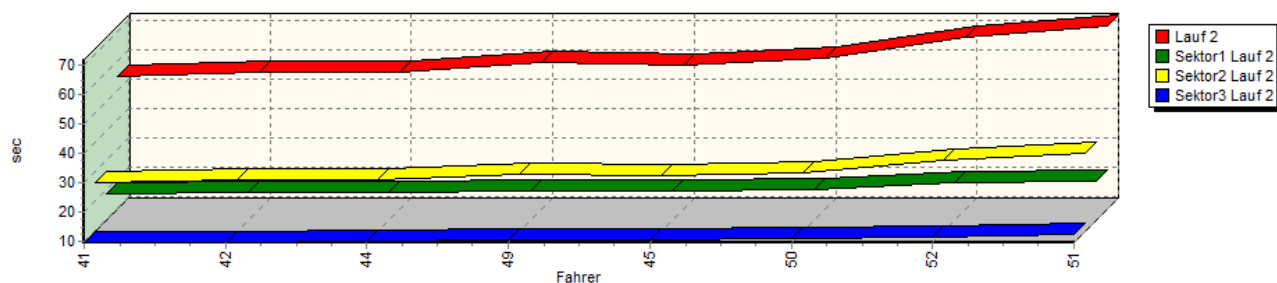


Speed-Diagramm Lauf 2

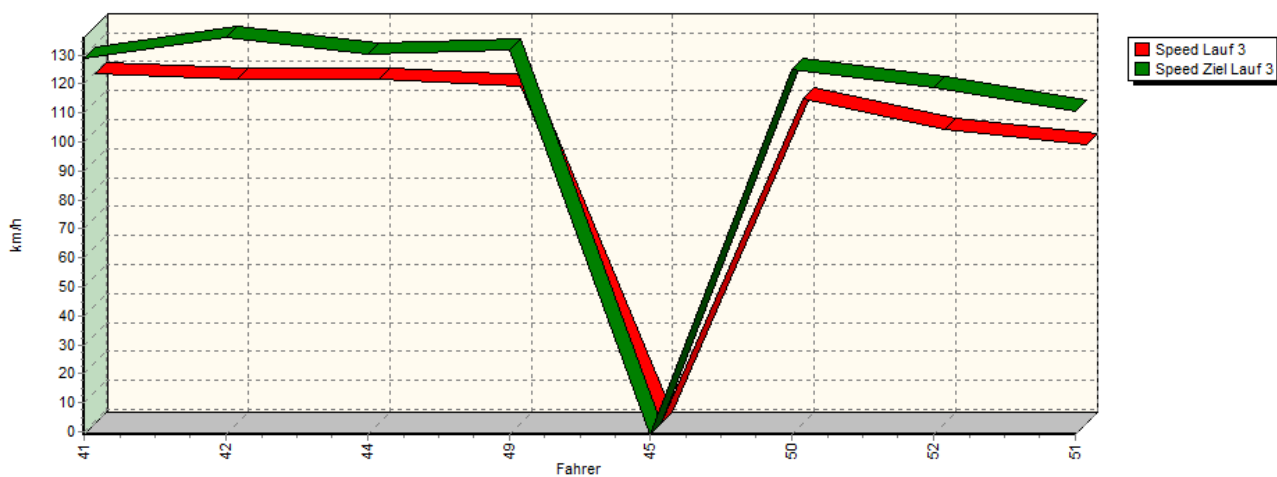


Sektorzeiten & Speeds - Groupe E2-SC+CN/C3/CSC (DMSB)

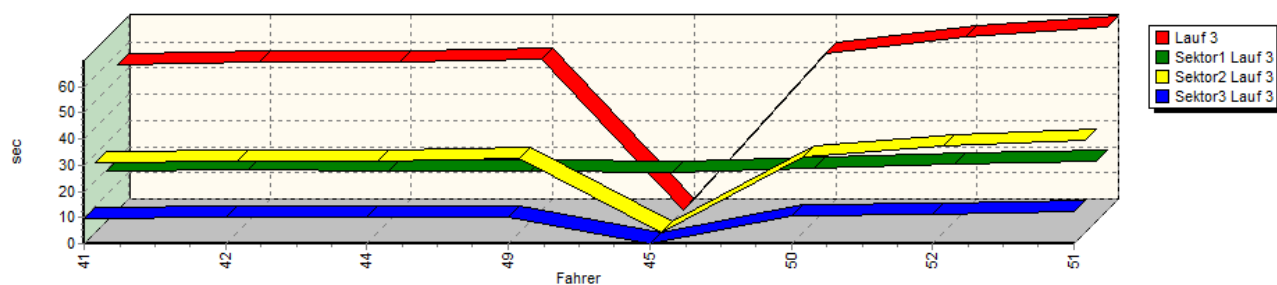
Sektor-Diagramm (Rest) Lauf 2



Speed-Diagramm Lauf 3



Sektor-Diagramm (Rest) Lauf 3



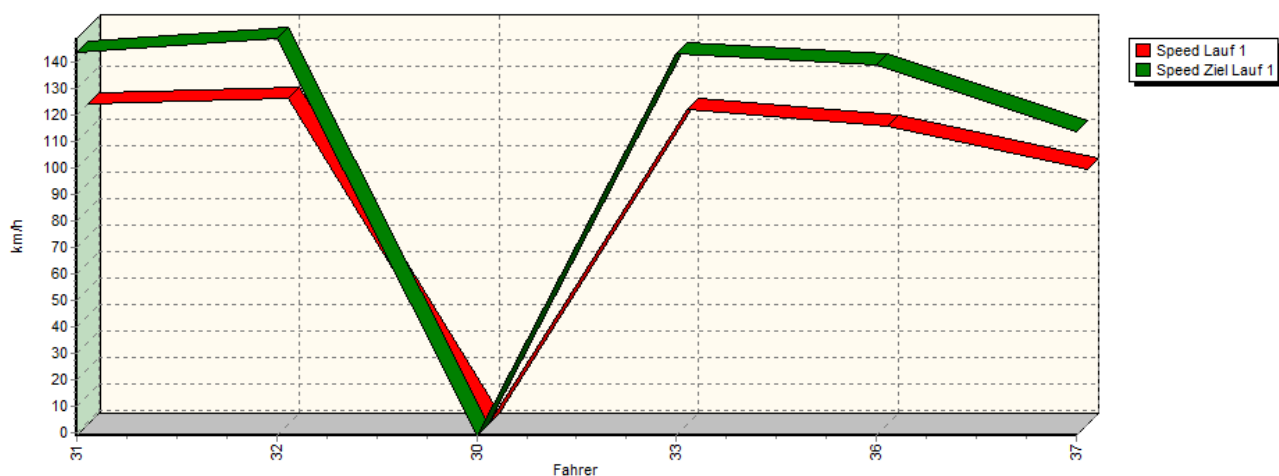
Rg.	Nr.	Sektor 1	Sektor 2	Sektor 3	Speed Ziel	Laufzeit	Speed (Lauf)	
1	41	DUROT Kevin		Norma-Honda M20F				
		Lauf 1:	00:19.110	00:27.432	00:09.587	132,79 km/h	00:56.129	118,66 km/h
		Lauf 2:	00:18.766	00:26.460	00:09.671	131,71 km/h	00:54.897	121,32 km/h
		Lauf 3:	00:19.023	00:26.893	00:09.734	128,98 km/h	00:55.650	119,68 km/h

Sektorzeiten & Speeds - Groupe E2-SC+CN/C3/CSC (DMSB)

Rg.	Nr.	Sektor 1	Sektor 2	Sektor 3	Speed Ziel	Laufzeit	Speed (Lauf)	
2	42	STARCK Corentin		Norma-Honda M20FC				
		Lauf 1:	00:19.398	00:27.537	00:09.721	137,68 km/h	00:56.656	117,55 km/h
		Lauf 2:	00:19.155	00:26.994	00:09.891	136,74 km/h	00:56.040	118,84 km/h
		Lauf 3:	00:19.478	00:27.141	00:09.927	136,04 km/h	00:56.546	117,78 km/h
3	44	GONAY Emmanuel		Ligier-Honda JS53 EVO2				
		Lauf 1:	00:19.295	00:26.996	00:10.024	132,21 km/h	00:56.315	118,26 km/h
		Lauf 2:	00:19.204	00:26.992	00:09.943	131,06 km/h	00:56.139	118,63 km/h
		Lauf 3:	00:19.297	00:27.195	00:10.033	130,14 km/h	00:56.525	117,82 km/h
4	49	GOURDET Jacky		Ligier-Honda JS49				
		Lauf 1:	00:20.531	00:29.791	00:10.626	131,45 km/h	01:00.948	109,27 km/h
		Lauf 2:	00:19.652	00:29.167	00:10.456	132,95 km/h	00:59.275	112,36 km/h
		Lauf 3:	00:19.316	00:28.167	00:10.296	131,85 km/h	00:57.779	115,27 km/h
5	45	PEREZ Pascual		Norma-Honda M20F				
		Lauf 1:	00:19.658	00:27.823	00:40.378	79,20 km/h	01:27.859	75,80 km/h
		Lauf 2:	00:19.486	00:28.664	00:10.470	131,58 km/h	00:58.620	113,61 km/h
		Lauf 3:	00:18.936	*	*	* km/h	A	* km/h
6	50	WOLPERT Uwe		UWR-Honda WFK07				
		Lauf 1:	00:20.739	00:30.831	00:11.542	124,09 km/h	01:03.112	105,53 km/h
		Lauf 2:	00:20.199	00:29.566	00:10.935	126,89 km/h	01:00.700	109,72 km/h
		Lauf 3:	00:20.285	00:29.002	00:10.596	125,17 km/h	00:59.883	111,22 km/h
7	52	SIEBERT Gerhard		Osella-BMW PA18				
		Lauf 1:	00:24.019	00:36.222	00:12.324	115,68 km/h	01:12.565	91,78 km/h
		Lauf 2:	00:22.470	00:34.002	00:11.504	117,09 km/h	01:07.976	97,98 km/h
		Lauf 3:	00:21.974	00:33.118	00:11.234	118,50 km/h	01:06.326	100,41 km/h
8	51	COLLISI Stephan		Behnke-BMW Condor				
		Lauf 1:	00:23.483	00:36.551	00:12.464	106,71 km/h	01:12.498	91,86 km/h
		Lauf 2:	00:23.012	00:36.390	00:12.427	104,38 km/h	01:11.829	92,72 km/h
		Lauf 3:	00:22.939	00:34.947	00:12.006	110,44 km/h	01:09.892	95,29 km/h

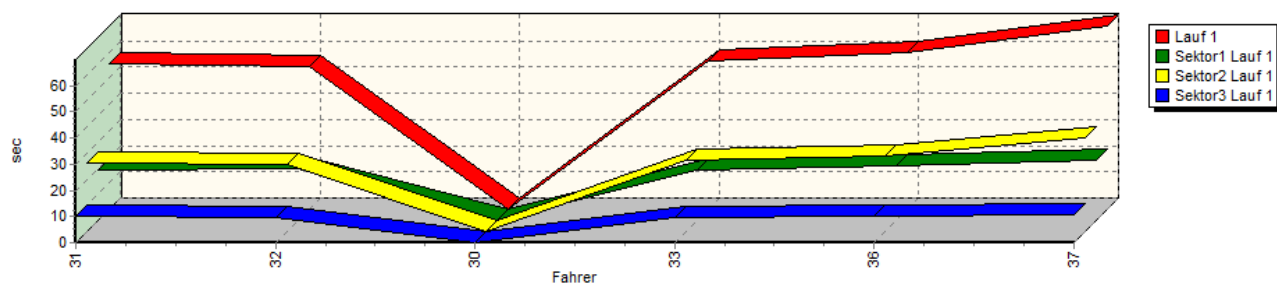
Groupe E2-SC+CN/C3/CSC (DMSB) Classe 33: +2500-3000 ccm

Speed-Diagramm Lauf 1

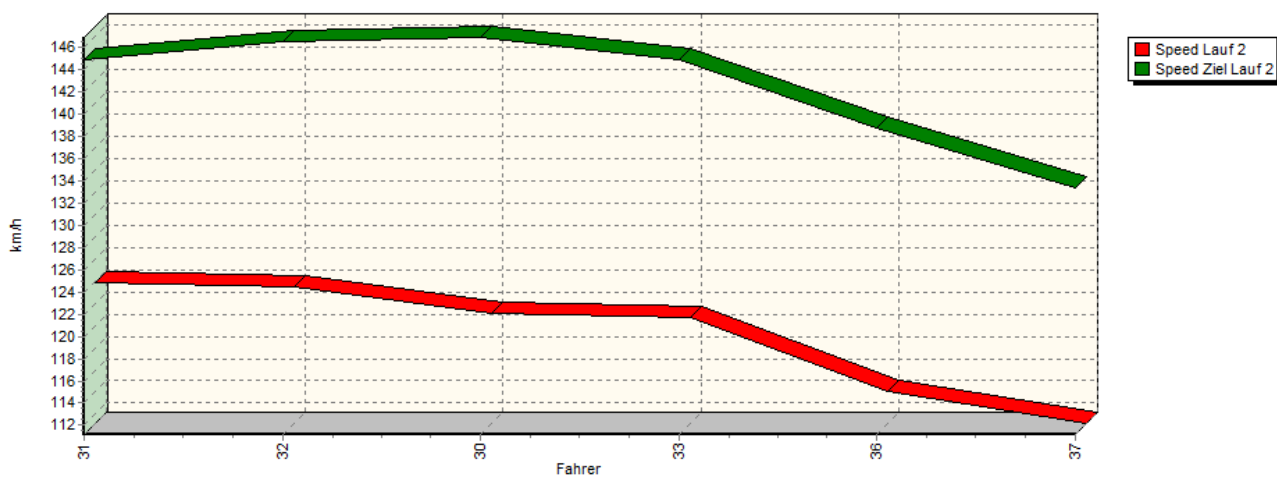


Sektorzeiten & Speeds - Groupe E2-SC+CN/C3/CSC (DMSB)

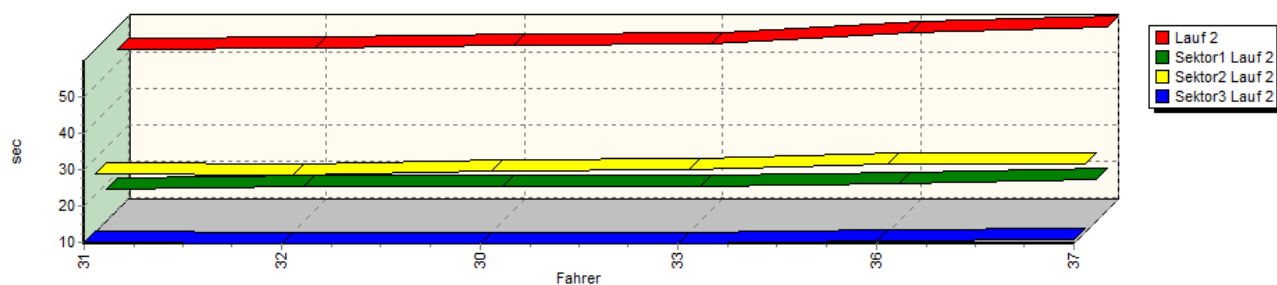
Sektor-Diagramm (Rest) Lauf 1



Speed-Diagramm Lauf 2

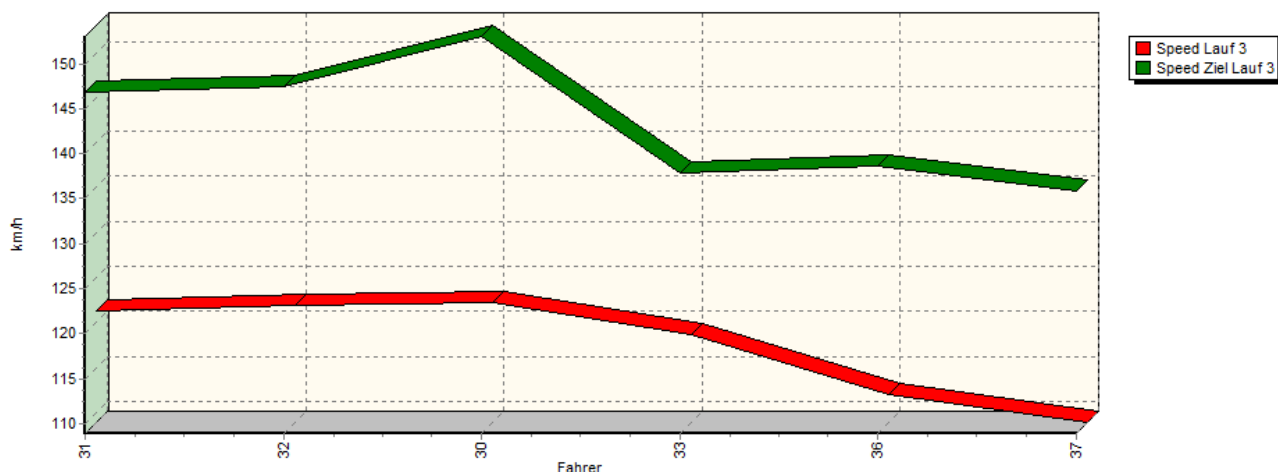


Sektor-Diagramm (Rest) Lauf 2

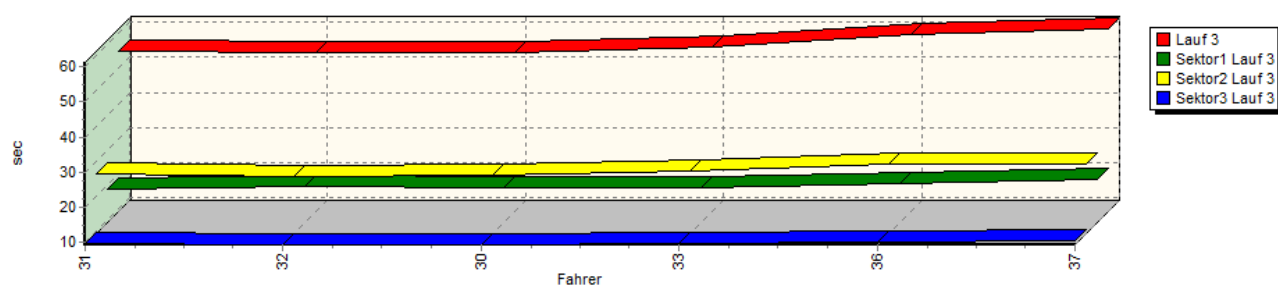


Sektorzeiten & Speeds - Groupe E2-SC+CN/C3/CSC (DMSB)

Speed-Diagramm Lauf 3



Sektor-Diagramm (Rest) Lauf 3



Rg.	Nr.	Sektor 1	Sektor 2	Sektor 3	Speed Ziel	Laufzeit	Speed (Lauf)
1	31	MARCHAL Jacques	Norma-BMW M20 F				
		Lauf 1: 00:19.329	00:26.287	00:09.892	143,51 km/h	00:55.508	119,98 km/h
		Lauf 2: 00:18.326	00:25.736	00:09.702	144,87 km/h	00:53.764	123,87 km/h
		Lauf 3: 00:18.845	00:26.470	00:09.585	146,77 km/h	00:54.900	121,31 km/h
2	32	LANG Uwe	Osella-BMW PA20 S Evo				
		Lauf 1: 00:19.639	00:25.579	00:09.400	148,90 km/h	00:54.618	121,94 km/h
		Lauf 2: 00:19.067	00:25.270	00:09.611	146,49 km/h	00:53.948	123,45 km/h
		Lauf 3: 00:19.520	00:25.691	00:09.406	147,39 km/h	00:54.617	121,94 km/h
3	30	STEINER Marcel	LobArt-Mugen LA01				
		Lauf 1: *	*	*	* km/h	*	* km/h
		Lauf 2: 00:19.125	00:26.232	00:09.655	146,88 km/h	00:55.012	121,07 km/h
		Lauf 3: 00:19.181	00:25.962	00:09.377	153,02 km/h	00:54.520	122,16 km/h
4	33	HUBERT Georges	Norma-BMW M20 Evo				
		Lauf 1: 00:19.401	00:27.302	00:09.801	143,17 km/h	00:56.504	117,87 km/h
		Lauf 2: 00:19.070	00:26.623	00:09.474	144,88 km/h	00:55.167	120,72 km/h
		Lauf 3: 00:19.343	00:27.111	00:09.692	137,80 km/h	00:56.146	118,62 km/h



European Hill Race

Bergrennen Eschdorf

6. - 8. Mai 2016

Luxemburger Bergmeisterschaft für Tourenwagen 2016

Luxemburger Bergmeisterschaft für Sportwagen 2016

Deutsche Bergmeisterschaft 2016 / DMSB Berg-Cup 2016

KW Berg-Cup 2016 / NSU Bergpokal 2016 im KW Berg-Cup



Sektorzeiten & Speeds - Groupe E2-SC+CN/C3/CSC (DMSB)

Rg.	Nr.		Sektor 1	Sektor 2	Sektor 3	Speed Ziel	Laufzeit	Speed (Lauf)
5	36	GEBHARD Dino		Osella-BMW PA20 S				
		Lauf 1:	00:20.705	00:28.849	00:10.238	138,91 km/h	00:59.792	111,39 km/h
		Lauf 2:	00:20.004	00:28.207	00:10.184	138,75 km/h	00:58.395	114,05 km/h
		Lauf 3:	00:20.303	00:29.072	00:10.076	138,70 km/h	00:59.451	112,03 km/h
6	37	BOVIER Jean-Pierre		Osella-BMW PA20 S				
		Lauf 1:	00:23.136	00:35.924	00:10.830	113,83 km/h	01:09.890	95,29 km/h
		Lauf 2:	00:21.033	00:28.404	00:10.466	133,36 km/h	00:59.903	111,18 km/h
		Lauf 3:	00:21.544	00:29.194	00:10.416	135,81 km/h	01:01.154	108,91 km/h