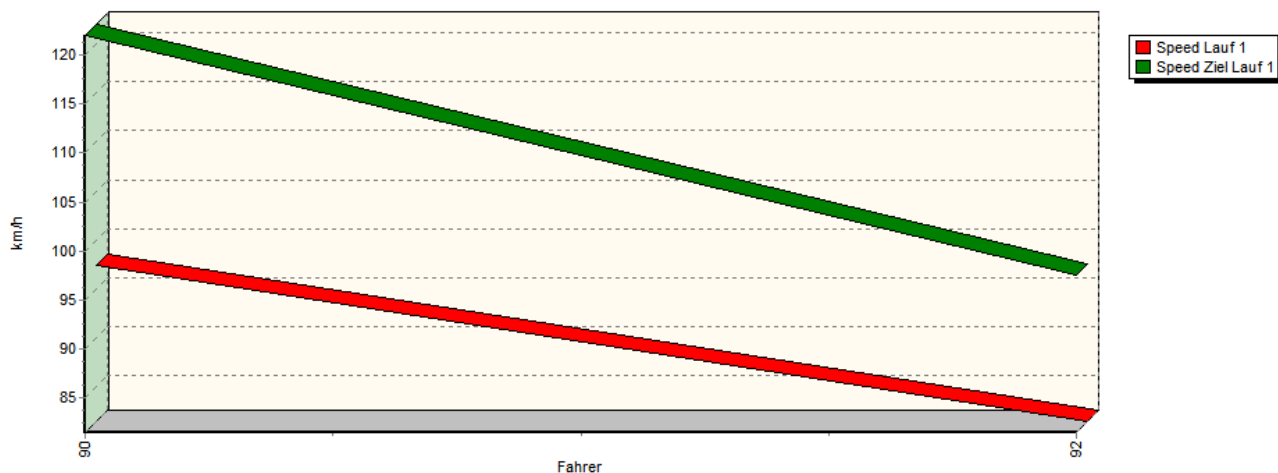


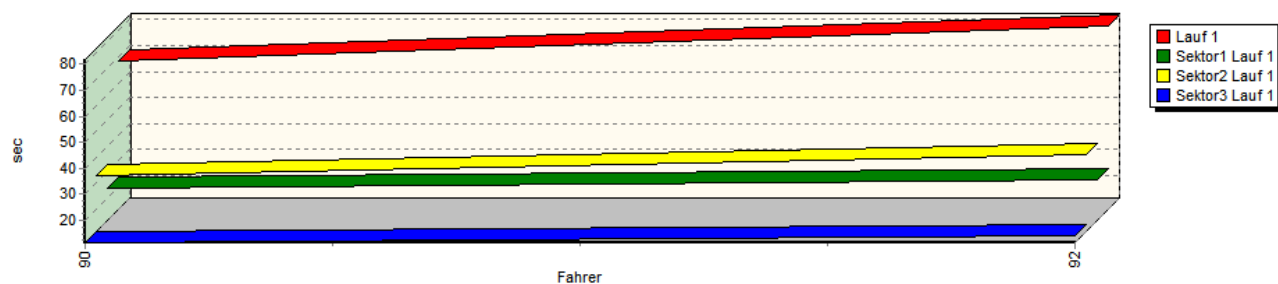
Sektorzeiten & Speeds

Groupe GT (GT1, GT2, GT3, RGT) + Gtsérie (FFSA) Classe 15: +3500 ccm

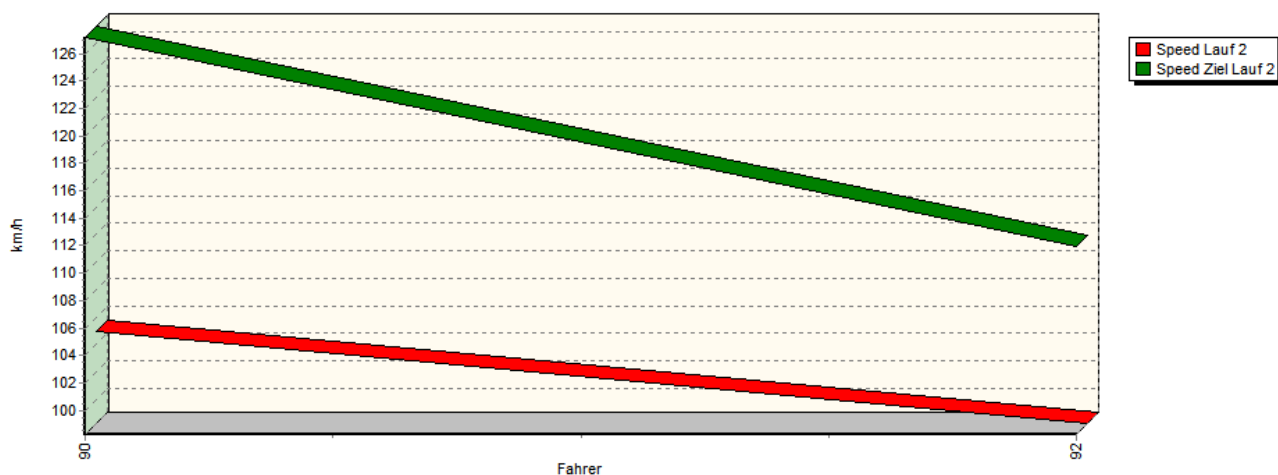
Speed-Diagramm Lauf 1



Sektor-Diagramm (Rest) Lauf 1



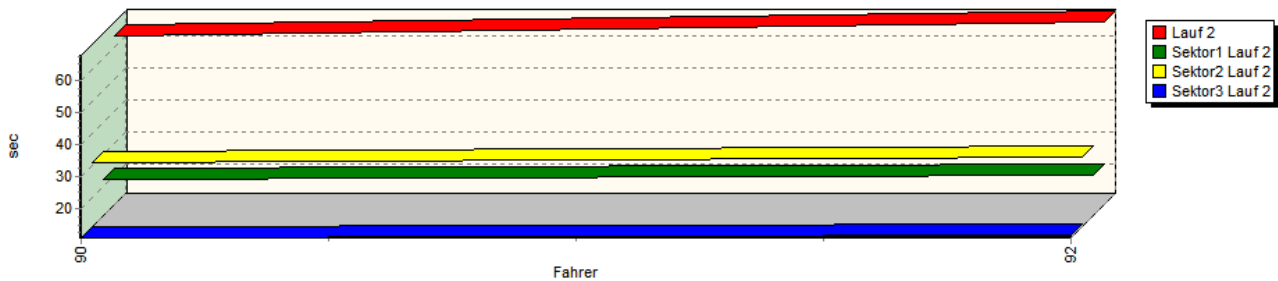
Speed-Diagramm Lauf 2



Sektorzeiten & Speeds

Groupe GT (GT1, GT2, GT3, RGT) + Gtsérie (FFSA) Classe 15: +3500 ccm

Sektor-Diagramm (Rest) Lauf 2



Rg.	Nr.	Sektor 1	Sektor 2	Sektor 3	Speed Ziel	Laufzeit	Speed (Lauf)
1	90	NEFF Frédéric	Porsche 996 Cup				
		Lauf 1: 00:23.914	00:32.999	00:11.479	122,02 km/h	01:08.392	97,38 km/h
		Lauf 2: 00:21.988	00:30.707	00:10.746	127,18 km/h	01:03.441	104,98 km/h
2	92	DUBOIS Anthony	Porsche 997 GT3 Cup				
		Lauf 1: 00:27.046	00:40.781	00:13.958	97,52 km/h	01:21.785	81,43 km/h
		Lauf 2: 00:23.474	00:32.735	00:11.589	111,95 km/h	01:07.798	98,23 km/h