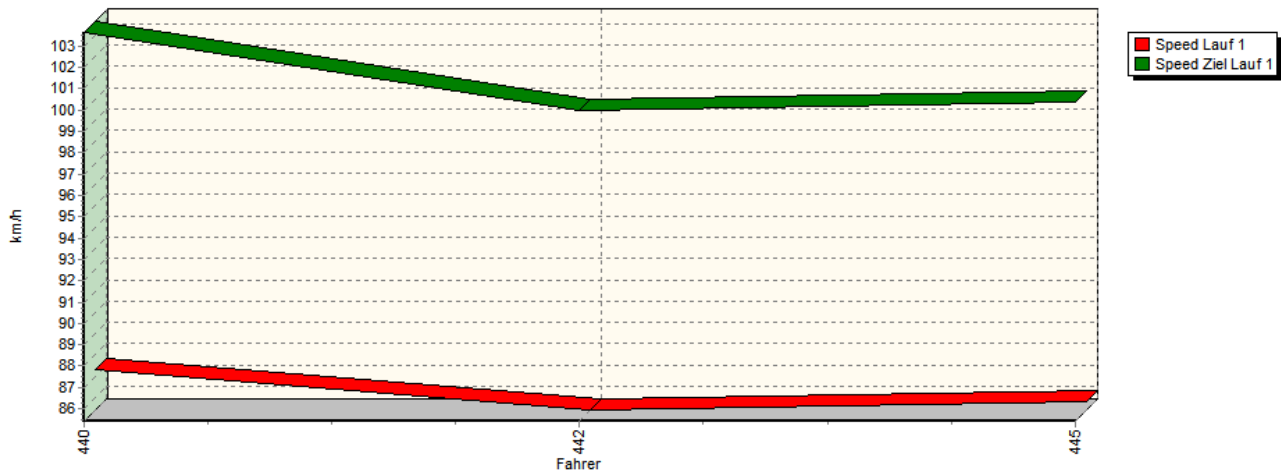


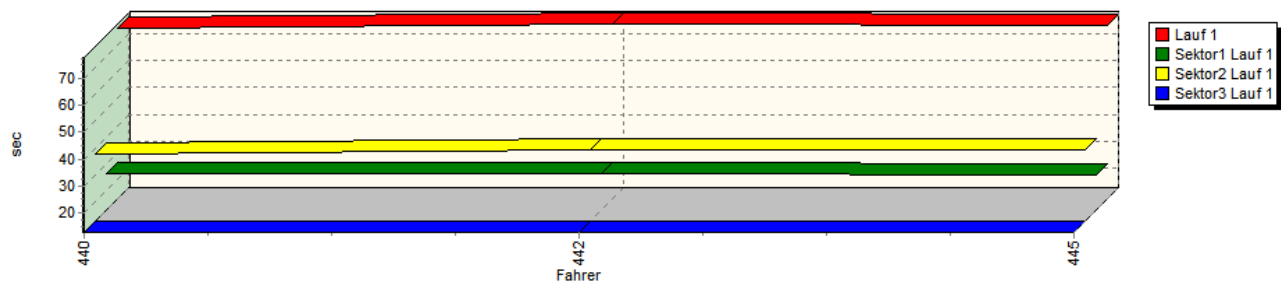
Sektorzeiten & Speeds

Groupe E1-Nat.+E1-FIA+E1-EX+E1-Berg(DMSB)+H(DMSB)+CTC/CGT(DMSB)+FS(DMSB)+gr. nat. Classe 22a: 0-1150 ccm

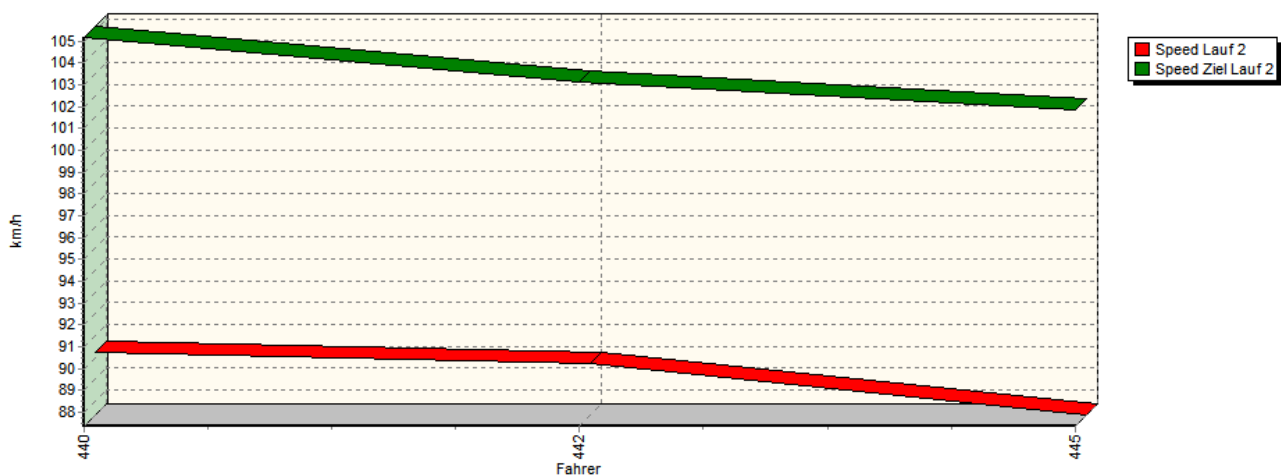
Speed-Diagramm Lauf 1



Sektor-Diagramm (Rest) Lauf 1



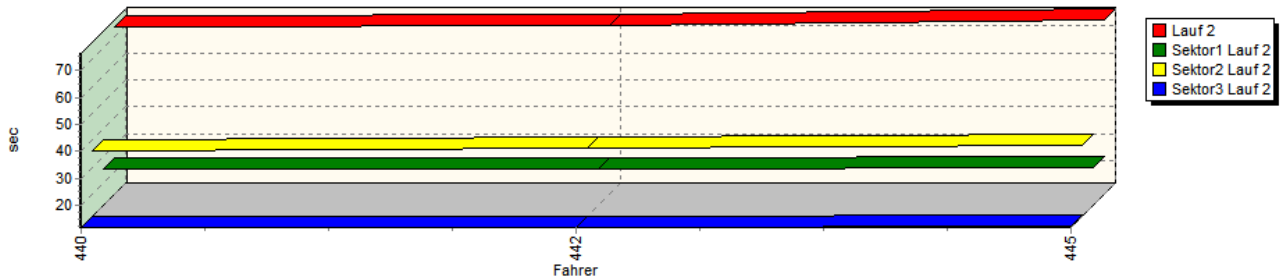
Speed-Diagramm Lauf 2



Sektorzeiten & Speeds

Groupe E1-Nat.+E1-FIA+E1-EX+E1-Berg(DMSB)+H(DMSB)+CTC/CGT(DMSB)+FS(DMSB)+gr. nat. Classe 22a: 0-1150 ccm

Sektor-Diagramm (Rest) Lauf 2



Rg.	Nr.	Sektor 1	Sektor 2	Sektor 3	Speed Ziel	Laufzeit	Speed (Lauf)
1	440	STELBERG Thomas	VW Schneider Polo 16V				
		Lauf 1: 00:26.005	00:37.671	00:12.609	103,64 km/h	01:16.285	87,30 km/h
		Lauf 2: 00:25.517	00:36.199	00:12.119	105,17 km/h	01:13.835	90,20 km/h
2	442	EBERLE Jörg	Fiat 127 Super				
		Lauf 1: 00:26.348	00:39.075	00:12.544	99,98 km/h	01:17.967	85,42 km/h
		Lauf 2: 00:25.144	00:37.207	00:11.889	103,13 km/h	01:14.240	89,71 km/h
3	445	VOIGT Walter	VW Polo 86c 16V				
		Lauf 1: 00:25.702	00:39.247	00:12.670	100,39 km/h	01:17.619	85,80 km/h
		Lauf 2: 00:25.972	00:38.068	00:12.201	101,88 km/h	01:16.241	87,35 km/h