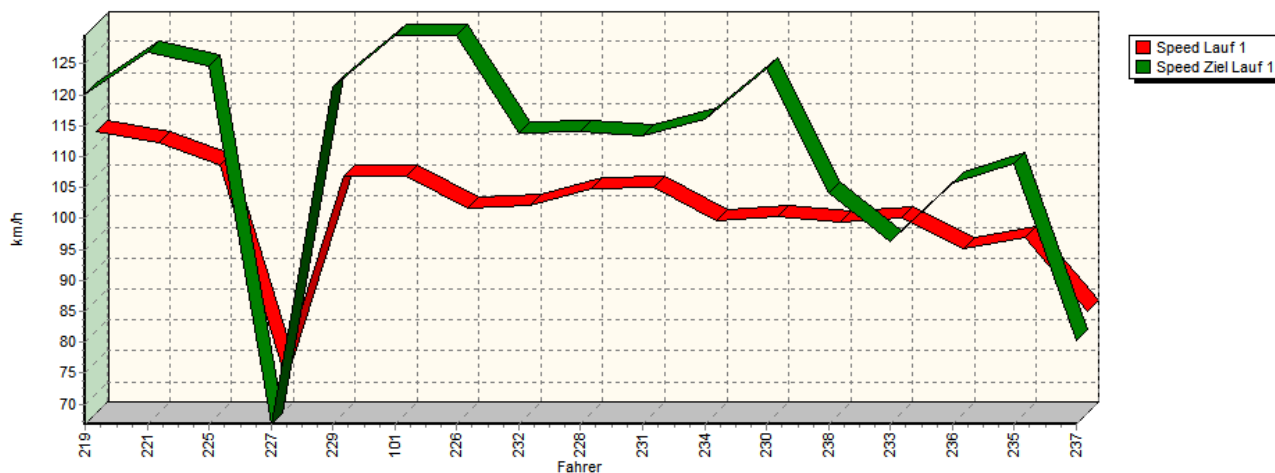


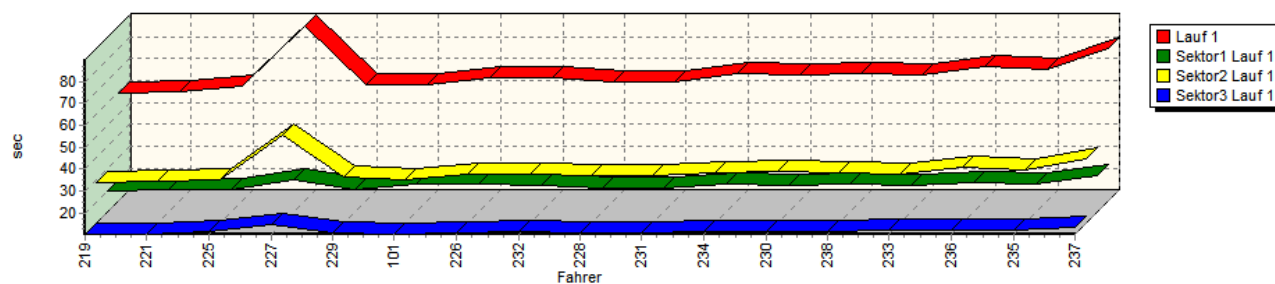
## Sektorzeiten & Speeds

Groupe E1-Nat.+E1-FIA+E1-EX+E1-Berg(DMSB)+H(DMSB)+CTC/CGT(DMSB)+FS(DMSB)+gr. nat. Classe 25: +3000 ccm

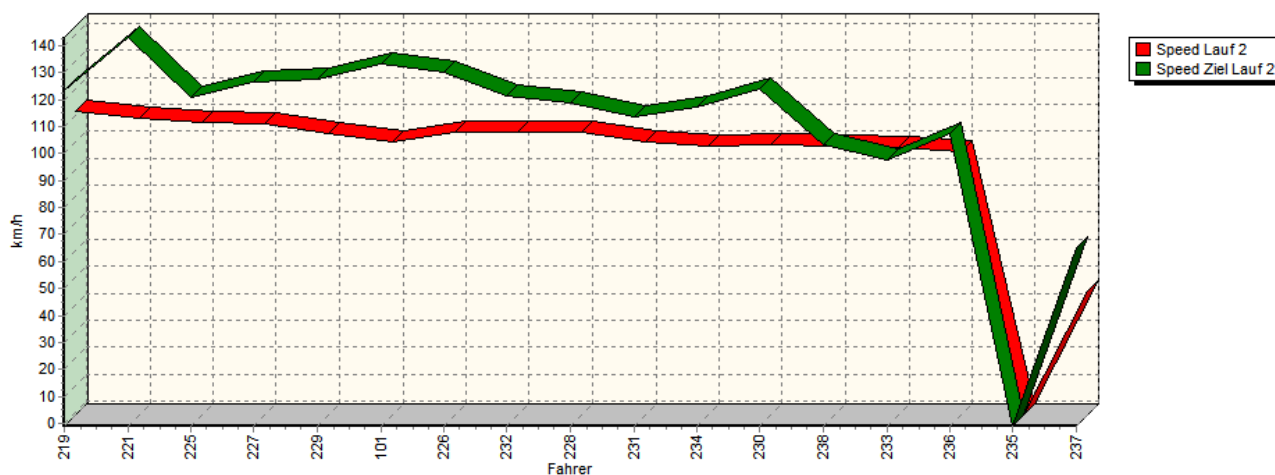
Speed-Diagramm Lauf 1



Sektor-Diagramm (Rest) Lauf 1



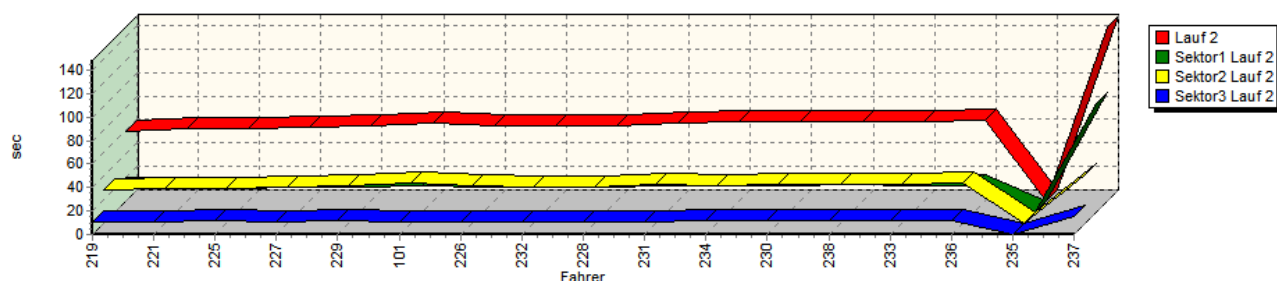
Speed-Diagramm Lauf 2



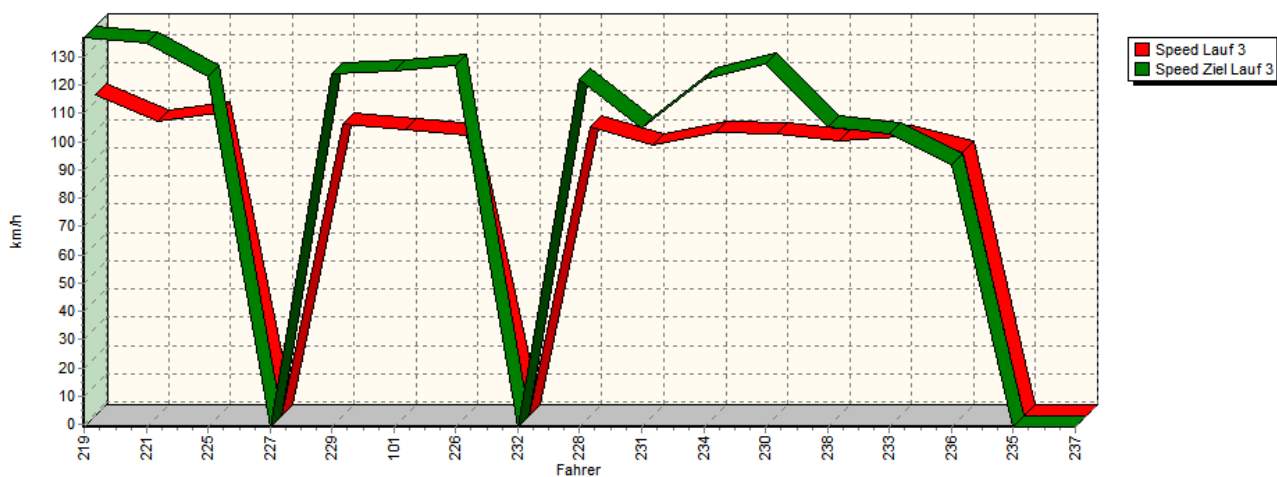
## Sektorzeiten & Speeds

Groupe E1-Nat.+E1-FIA+E1-EX+E1-Berg(DMSB)+H(DMSB)+CTC/CGT(DMSB)+FS(DMSB)+gr. nat. Classe 25: +3000 ccm

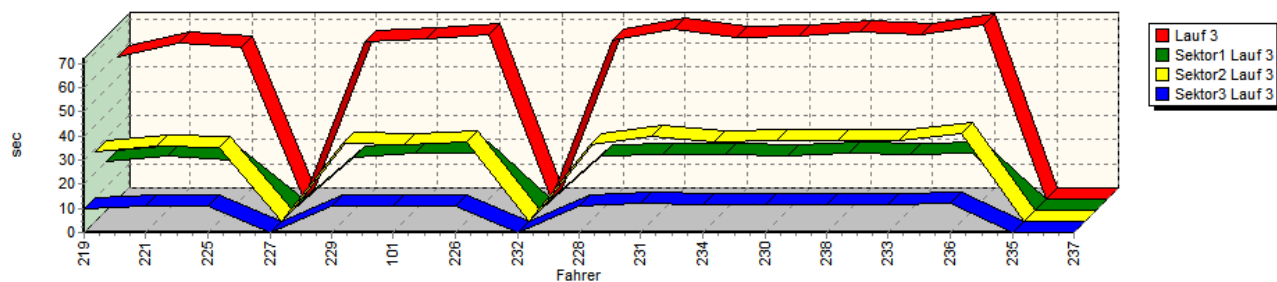
Sektor-Diagramm (Rest) Lauf 2



Speed-Diagramm Lauf 3



Sektor-Diagramm (Rest) Lauf 3



Rg.	Nr.	Sektor 1	Sektor 2	Sektor 3	Speed Ziel	Laufzeit	Speed (Lauf)
1	219	<b>NUESSLI Romeo</b>		Ford Escort Cosworth			
		Lauf 1:	00:20.109	00:28.930	00:10.315	120,05 km/h	00:59.354
		Lauf 2:	00:19.993	00:29.062	00:10.530	123,56 km/h	00:59.585
		Lauf 3:	00:20.069	00:28.932	00:10.081	136,92 km/h	00:59.082



## European Hill Race

Bergrennen in Eschdorf

6. - 7. Mai 2017

Luxemburger Bergmeisterschaft für Tourenwagen 2017

Luxemburger Bergmeisterschaft für Sportwagen 2017

DMSB Automobil-Berg-Cup 2017 / DMSB Team-Cup 2017

KW Berg-Cup 2017



## Sektorzeiten & Speeds

Groupe E1-Nat.+E1-FIA+E1-EX+E1-Berg(DMSB)+H(DMSB)+CTC/CGT(DMSB)+FS(DMSB)+gr. nat. Classe 25: +3000 ccm

Rg.	Nr.	Sektor 1	Sektor 2	Sektor 3	Speed Ziel	Laufzeit	Speed (Lauf)	
2	221	<b>HANDA Norbert</b>		Lancia Delta Integrale				
		Lauf 1:	00:20.480	00:29.355	00:10.420	126,92 km/h	01:00.255	110,53 km/h
		Lauf 2:	00:20.617	00:30.169	00:10.311	143,00 km/h	01:01.097	109,01 km/h
		Lauf 3:	00:22.622	00:31.013	00:10.690	135,07 km/h	01:04.325	103,54 km/h
3	225	<b>FUCHS Mario</b>		Mitsubishi Lancer Evo 9				
		Lauf 1:	00:20.606	00:30.219	00:11.447	124,59 km/h	01:02.272	106,95 km/h
		Lauf 2:	00:20.725	00:29.800	00:11.545	120,98 km/h	01:02.070	107,30 km/h
		Lauf 3:	00:20.768	00:30.729	00:11.147	122,99 km/h	01:02.644	106,31 km/h
4	227	<b>EDWARDS Keith</b>		Audi Quattro S1				
		Lauf 1:	00:24.901	00:50.222	00:14.799	66,74 km/h	01:29.922	74,06 km/h
		Lauf 2:	00:21.157	00:30.271	00:11.007	126,56 km/h	01:02.435	106,67 km/h
		Lauf 3:	*	*	*	* km/h	*	* km/h
5	229	<b>SCHILLING Nico</b>		Subaru Impreza WRX STI				
		Lauf 1:	00:20.715	00:31.631	00:11.004	121,24 km/h	01:03.350	105,13 km/h
		Lauf 2:	00:21.604	00:31.458	00:11.529	127,28 km/h	01:04.591	103,11 km/h
		Lauf 3:	00:21.782	00:32.196	00:11.022	124,30 km/h	01:05.000	102,46 km/h
6	101	<b>WERVER Nicolas</b>		Porsche 997 GT2				
		Lauf 1:	00:22.936	00:29.969	00:10.496	129,61 km/h	01:03.401	105,05 km/h
		Lauf 2:	00:21.979	00:33.821	00:10.825	133,32 km/h	01:06.625	99,96 km/h
		Lauf 3:	00:23.367	00:31.963	00:10.937	125,10 km/h	01:06.267	100,50 km/h
7	226	<b>RUCH René</b>		Ferrari 458 GT				
		Lauf 1:	00:22.912	00:32.547	00:11.176	129,51 km/h	01:06.635	99,95 km/h
		Lauf 2:	00:21.435	00:31.650	00:10.948	130,27 km/h	01:04.033	104,01 km/h
		Lauf 3:	00:23.730	00:32.952	00:11.176	126,93 km/h	01:07.858	98,15 km/h
8	232	<b>EMOND Stéphane</b>		BMW M3 3.2L				
		Lauf 1:	00:22.691	00:32.399	00:11.311	113,78 km/h	01:06.401	100,30 km/h
		Lauf 2:	00:21.940	00:31.289	00:10.893	121,41 km/h	01:04.122	103,87 km/h
		Lauf 3:	*	*	*	* km/h	*	* km/h
9	228	<b>VALENTINY Charles</b>		Subaru Impreza WRX STI				
		Lauf 1:	00:21.413	00:32.023	00:11.269	114,11 km/h	01:04.705	102,93 km/h
		Lauf 2:	00:21.768	00:31.273	00:11.161	118,85 km/h	01:04.202	103,73 km/h
		Lauf 3:	00:22.703	00:31.898	00:11.121	122,17 km/h	01:05.722	101,34 km/h
10	231	<b>BACH Martin</b>		Mitsubishi Lancer Evo 6 'RS'				
		Lauf 1:	00:21.458	00:31.945	00:11.084	113,44 km/h	01:04.487	103,28 km/h
		Lauf 2:	00:22.040	00:33.269	00:11.104	113,38 km/h	01:06.413	100,28 km/h
		Lauf 3:	00:22.807	00:35.290	00:12.082	104,90 km/h	01:10.179	94,90 km/h
11	234	<b>MELCHIOR Yves</b>		Seat Leon SuperCopa Mk2				
		Lauf 1:	00:23.365	00:33.021	00:11.611	116,19 km/h	01:07.997	97,94 km/h
		Lauf 2:	00:23.071	00:32.612	00:11.683	117,34 km/h	01:07.366	98,86 km/h
		Lauf 3:	00:23.145	00:32.673	00:11.305	122,31 km/h	01:07.123	99,22 km/h
12	230	<b>SCHILLING Cédric</b>		Mitsubishi Lancer Evo 7				
		Lauf 1:	00:22.375	00:33.677	00:11.588	124,09 km/h	01:07.640	98,46 km/h
		Lauf 2:	00:22.944	00:32.892	00:11.399	124,13 km/h	01:07.235	99,06 km/h
		Lauf 3:	00:22.282	00:33.324	00:11.624	127,43 km/h	01:07.230	99,06 km/h
13	238	<b>SCHMIT Mike</b>		Opel Astra OPC CUP				
		Lauf 1:	00:23.000	00:33.337	00:11.893	104,07 km/h	01:08.230	97,61 km/h
		Lauf 2:	00:23.187	00:32.719	00:11.600	103,05 km/h	01:07.506	98,66 km/h
		Lauf 3:	00:23.669	00:33.662	00:11.589	105,33 km/h	01:08.920	96,63 km/h



## European Hill Race

Bergrennen in Eschdorf

6. - 7. Mai 2017

Luxemburger Bergmeisterschaft für Tourenwagen 2017

Luxemburger Bergmeisterschaft für Sportwagen 2017

DMSB Automobil-Berg-Cup 2017 / DMSB Team-Cup 2017

KW Berg-Cup 2017



### Sektorzeiten & Speeds

Groupe E1-Nat.+E1-FIA+E1-EX+E1-Berg(DMSB)+H(DMSB)+CTC/CGT(DMSB)+FS(DMSB)+gr. nat. Classe 25: +3000 ccm

Rg.	Nr.	Sektor 1	Sektor 2	Sektor 3	Speed Ziel	Laufzeit	Speed (Lauf)
14	233	<b>KEIPES Georges</b>	Ford Escort Cosworth				
		Lauf 1: 00:22.719	00:32.731	00:12.263	96,25 km/h	01:07.713	98,36 km/h
		Lauf 2: 00:22.816	00:32.909	00:12.269	97,83 km/h	01:07.994	97,95 km/h
		Lauf 3: 00:22.984	00:33.203	00:11.696	102,91 km/h	01:07.883	98,11 km/h
15	236	<b>ZENNERS Marc</b>	Subaru Impreza WRX STI				
		Lauf 1: 00:23.845	00:35.551	00:11.934	105,70 km/h	01:11.330	93,37 km/h
		Lauf 2: 00:23.013	00:34.352	00:11.779	107,47 km/h	01:09.144	96,32 km/h
		Lauf 3: 00:23.774	00:36.087	00:12.200	91,70 km/h	01:12.061	92,42 km/h
16	235	<b>DE SUTTER Jean</b>	Lotus Exige				
		Lauf 1: 00:23.205	00:34.656	00:12.138	108,78 km/h	01:09.999	95,14 km/h
		Lauf 2: *	*	*	* km/h	*	* km/h
		Lauf 3: *	*	*	* km/h	*	* km/h
17	237	<b>TURK Henri</b>	Audi TT				
		Lauf 1: 00:27.057	00:39.395	00:13.574	80,21 km/h	01:20.026	83,22 km/h
		Lauf 2: 01:32.209	00:41.058	00:15.024	65,18 km/h	02:28.291	44,91 km/h
		Lauf 3: *	*	*	* km/h	*	* km/h